

Bicycle Tours in France: Cycling Lake Geneva to Chambéry Plus! Lyon

OVERVIEW



Cycle from one cultural capital to another as you traverse the border of France and Switzerland. Iconic views of rolling vineyards, quaint villages, and exquisite natural beauty await, including the crystal waters of France's deepest lake, Lac du Bourget. Explore an old abbey and pedal across an architectural wonder - the "Pont de l'Abime," a stunning suspension bridge constructed in the 1800's. Along the way you'll stop in colorful towns nestled in the shadow of the Alps and pass by breathtaking lakes and forests while tasting some of France's most famous culinary specialties. You'll end in one of the most renowned food capitals in all of France, if not the world - the beautiful city of Lyon.


If this sounds great but you don't have time for the 11-day tour, join us for 7-days on [Cycling Lake Geneva to Chambéry](#).

HIGHLIGHTS

Four two-night stays, Lake Geneva, Lake Annecy, Lake du Bourget, medieval villages, Savoy French cuisine, wine tasting in the Beaujolais, guided tour of Lyon and Cluny

TOUR FACTS

Tour Style	 Classic: Learn more about our Classic tours at https://www.experienceplus.com/tours/bike-tour-styles/classic-tours
Includes	11 days, 10 nights accommodation, meals as noted in itinerary, guided visit of Cluny, guided visit of Lyon, 1 wine tasting
Countries	France, Switzerland
Begin/End	Group transfer from Geneva to Yvoire / Lyon
Arrive/Depart	Geneva (GVA) / Lyon (LYS)
Total Distance	427km (267 miles)
Avg. Daily Distance	47km (29 miles) per riding day
Tour Level	

Please Note: We may have small itinerary changes to this trip after you download this PDF document. If you have booked this trip and there are major changes, including changes to towns or activities, we'll email you directly. However, you should always be sure to refer to the  [online itinerary](#) for the most up-to-date trip information including arrival and departure tips before you depart for your trip:

<https://www.experienceplus.com/guided-bike-tours/france/geneva-chamberly-lyon>

Bicycle Tours in France: Cycling Lake Geneva to Chambéry Plus! Lyon

DATES & PRICES

Dates	Price	Single Supplement*
📅 Jun 22-Jul 2, 2023	🏷️ USD\$5950	🏷️ USD\$650

*We are happy to match solo travelers who would like to share a room with someone of the same gender. If no match exists, due to hotel pricing, we will charge 50% of the single supplement rate. This fee will be collected at the time of the final payment. If a roommate assignment is available this fee will be refunded at the conclusion of the tour.

DAILY RIDE SUMMARY

Day	Distance/Gain	Terrain	Day Level	Notes
1	Test ride			
2	37km / 325m (23mi / 1066ft)	Rolling hills	▶▶▶▶▶	
3	50km / 619m (31mi / 2030ft)	Rolling hills	▶▶▶▶▶	Longer optional ride available
4	37km / 281m (23mi / 922ft)	Rolling hills	▶▶▶▶▶	
5	63km / 579m (39mi / 1899ft)	Hilly	▶▶▶▶▶	
6	39km / 260m (24mi / 853ft)	Gentle	▶▶▶▶▶	Longer optional ride available
7	29km / 188m (18mi / 617ft)	Gentle	▶▶▶▶▶	
8	51km / 812m (32mi / 2663ft)	Hilly	▶▶▶▶▶	
9	60km / 718m (37mi / 2355ft)	Rolling hills	▶▶▶▶▶	
10	66km / 738m (41mi / 2421ft)	Hilly	▶▶▶▶▶	
11	Last day			

Bicycle Tours in France: Cycling Lake Geneva to Chambéry Plus! Lyon

ARRIVAL INFO

Note:

As you are planning, remember that the hotels listed in our itineraries are our primary hotels and are - in rare cases - subject to change. Before you make arrangements, [check with us](#) if your tour departure is guaranteed. If your tour departure is out further than 6 months, please also check with us as there might be slight changes to the itinerary.

The below information will help you plan your departure. For more tips or other routes, you might like [Rome2Rio](#). The fare and timing information listed below is approximate.

We recommend flying into the Geneva Airport (GVA).

Your tour starts with a complimentary ExperiencePlus! shuttle pick-up at the Meeting Hotel on Day 1 of the tour. Your spot on the shuttle is already reserved for you:

- **Meeting Hotel in Geneva:** [Kipling Hotel Geneva](#)
- **Meeting Time:** 9:30 a.m.

If you can't meet the shuttle on Day 1, you will be responsible for your own transportation to Yvoire, which is about a 1 hour drive from the Geneva Airport and costs around 150-200 CHF.

How to get to the Meeting Hotel:

- Taxi from the Geneva Airport to the meeting hotel (20 min/CHF 55)

or public transportation:

1. Train from Geneva Airport to Gare de Geneve station (8 min/ every 15 min/CHF 3 or free*)
2. Walk from the Gare de Geneve station to the hotel (5 min).

***Note:** Alongside regular tickets, Unireso, the network of public transport operators, offers free tickets, which can be claimed if you arrive to Geneva airport by plane. There are ticket machines for free tickets available at the baggage claim. Have your valid plane ticket ready in case tickets are inspected. Both regular and free tickets are valid for a certain amount of time after purchase, i.e. 90 minutes and 80 minutes, respectively. The airport is in Zone 10, so you will need a zone 10 ticket to get into central Geneva.

DEPARTURE INFO

Your trip ends on the final day after the tour of Vieux Lyon, at around 11:30 a.m. back at the hotel.

The below information will help you plan your departure. For more tips or other routes, you might like [Rome2Rio](#).

The closest airport is Lyon (LYS). Paris Charles de Gaulle (CDG) can be reached in 2 hours by train.

Flying out of Lyon:

Bicycle Tours in France: Cycling Lake Geneva to Chambéry Plus! Lyon

- Taxi to the Lyon Airport (45min/EUR 80)

Or public transportation:

1. Taxi to the Lyon Part Dieu train station (5 min/EUR 15)
2. Rhonexpress train to the Lyon airport (departures every 15 minutes, no pre-booking necessary) (30 min/EUR 15)

Look up French train schedules and book tickets, if necessary, at SNCF.com or Trainline.com. Questions? See our information on taking trains in Europe [here](#) or [ask us](#).

Bicycle Tours in France: Cycling Lake Geneva to Chambéry Plus! Lyon

Group transfer from Geneva to Yvoire

Highlights Medieval port town Yvoire, welcome dinner

We'll do a group transfer from Geneva to the tiny port village of Yvoire, a romantic medieval settlement on the shores of Lake Geneva. Take in the views and explore the cobblestone streets where seemingly every balcony and windowsill are lined with blooming flower baskets. We'll enjoy lunch together before getting on our bikes and heading out for a scenic test ride. In the evening we'll meet up again for our welcome dinner together.

Yvoire Loop

Highlights Shady forests, farmland, and enchanting villages

This morning you'll pedal along tiny shaded lanes through forests and enchanting villages on a loop ride into the alpine interior of eastern France. Extend your ride into the afternoon or head back to Yvoire for lunch and an afternoon of exploration or relaxation. If you're in the mood to explore, take a short boat ride across the lake to Switzerland and visit Nyon. Choose from Yvoire's many excellent restaurants this evening for dinner on your own.

Yvoire to Annecy

Highlights Cross borders between France and Switzerland

You'll cross the Swiss border several times this morning on your way south to our next destination, Lake Annecy. As you ride, take in the subtle cultural differences between the two countries. In the afternoon we'll meet up in La Roche sur Foron where you can opt to take a train into Annecy. If you're looking for an added challenge with stunning views, we'll set you up with an extra ride all the way to Annecy. You'll quickly see why this town is commonly referred to as "Venice of the Alps" with its whimsical canals and ancient architecture nestled below snow-capped peaks. Enjoy the winding cobblestone streets of the Vieille Ville (old town) as you pass pastel houses and bright flower boxes on the way to dinner together this evening.

DAY 1

Meals Lunch, Dinner

Lodging  Hotel Le Jules Verne

DAY 2

Distance 37 km (23 mi)

Gain 325 m (1066 ft)

Terrain Rolling hills

Level 

Meals Breakfast

Lodging  Hotel Le Jules Verne

DAY 3

Distance 50 km (31 mi)

Gain 619 m (2030 ft)

Terrain Rolling hills

Level 

Meals Breakfast, Dinner

Lodging  Allobrogues Park Hotel



Bicycle Tours in France: Cycling Lake Geneva to Chambéry Plus! Lyon

Annecy Loop

Highlights Lake Annecy

Grab some picnic supplies in Annecy's gorgeous historic center then take off around the lake for incredible views. If you prefer a day off the bike, Annecy provides something for all tastes. Lounge on the beach of the lake's crystal-clear water, rent a paddle boat, or visit some of the city's historic monuments. Be sure to get a "glace artisanal" this afternoon - without a doubt some of France's best ice cream is in Annecy.

DAY 4


Distance 37 km (23 mi)
Gain 281 m (922 ft)
Terrain Rolling hills
Level 
Meals Breakfast, Dinner
Lodging  [Allobroges Park Hotel](#)

Annecy to Chambéry

Highlights Aix les Bains, Lac du Bourget

This morning we leave Annecy for an intriguing ride through forests, hills, and across the "Pont de l'Abime," a stunning suspension bridge constructed in the 1800's. Stop and enjoy the views of France's deepest lake, the Lac du Bourget, before pedaling a bike path into charming Chambéry, our home for the next two nights. Located in a valley, Chambéry provides almost a 360 degree view of the French Alps and has been an important crossroads dating back to the 11th century. Though it's hard to beat Chambéry's rich history and stunning views -- the diverse culinary scene might be a contender. Dinner is on your tonight so you have an opportunity to see how they compare.

DAY 5

Distance 63 km (39 mi)
Gain 579 m (1899 ft)
Terrain Hilly
Level 
Meals Breakfast
Lodging  [Hotel des Princes](#)


Chambéry loop

Highlights Abbaye d'Hautecombe, Chanaz

Your options are endless today. Pedal up to the lake for a swim or some sightseeing in Aix-les-Bains. From Aix, take a cruise to the secluded Abbaye d'Hautecombe, with a history that goes back to a religious community founded there in 1101. Your cruise can continue to the port village of Chanaz or head back to Chambéry to continue your exploration of the city or enjoy a relaxing aperitif below the castle. For those looking for a gorgeous cycling challenge, we'll propose an exhilarating vineyard loop to the abbey and back. We'll experience some of the Savoy's most famous culinary specialties this evening: fondue, raclette, and tartiflette!

DAY 6

Distance 39 km (24 mi)
Gain 260 m (853 ft)
Terrain Gentle
Level 
Meals Breakfast, Dinner
Lodging  [Hotel des Princes](#)



Bicycle Tours in France: Cycling Lake Geneva to Chambéry Plus! Lyon**Shuttle to Cluny then pedal to Macon**

Highlights Guided tour of Cluny Abbey, Saone river

After breakfast this morning we'll shuttle to the historic Cluny Abbey. This was once the largest church in all Christendom! You'll learn its intriguing history with a local guide. After the tour enjoy a relaxing lunch in a local café before pedaling to our elegant hotel in the center of Macon, on the bank of the Saone river. We'll enjoy some delicious Beaujolais during dinner together this evening.

DAY 7

Distance 29 km (18 mi)

Gain 188 m (617 ft)

Terrain Gentle

Level 

Meals Breakfast, Dinner

Lodging  [Hotel Panorama 360](#)

Beaujolais loop

Highlights Stunning wine country ride

This is the France you dream about! Our loop ride today weaves through picturesque Beaujolais villages and vineyards, farm houses, wineries, and turreted villas. We'll enjoy a delicious wine tasting at a local enoteque on the Saône River this evening.

DAY 8

Distance 51 km (32 mi)

Gain 812 m (2663 ft)

Terrain Hilly

Level 

Meals Breakfast

Lodging  [Hotel Panorama 360](#)

Mâcon to Villefranche sur Saone

Highlights Vineyards and medieval villages

If you thought yesterday's ride was nice, wait for today! Ancient Romanesque chapels await you in picture-perfect hamlets. Each town is an immaculate masterpiece. We'll be in Villefranche sur Saone this evening, the capital of the Beaujolais.

DAY 9

Distance 60 km (37 mi)

Gain 718 m (2355 ft)

Terrain Rolling hills

Level 

Meals Breakfast

Lodging  [Hotel Ici et La](#)

Bicycle Tours in France: Cycling Lake Geneva to Chambéry Plus! Lyon**Villefranche sur Saone to Lyon****Highlights** Pierres Dorées

Today we're pedaling in the land of the "Pierres Dorées." These picturesque villages carved from "golden stones" have the warmest golden-orange glow you've ever seen. We'll weave through these hamlets until we get to the banks of the elegant Saone river, which we'll follow on bike paths that lead into the heart of Lyon. We'll celebrate this amazing cycling trip together at (what we think) might be Lyon's best restaurant.

DAY 10**Distance** 66 km (41 mi)**Gain** 738 m (2421 ft)**Terrain** Hilly**Level** **Meals** Breakfast, Dinner**Lodging**  Sofitel Lyon Bellecour Hotel**Bon Voyage! - Lyon****Highlights** Guided visit of Lyon

Our journey ends this morning after a fascinating guided tour through Lyon and its secret passageways. For those of you who would like to spend more time visiting this unique city, we'll suggest some highlights. It was a pleasure having you join us.

DAY 11**Meals** Breakfast

INCLUDED**BEFORE YOU LEAVE**

- Tour planning tips on what to bring, what to leave home, and what you might like to read before your trip.
- Bicycle Tour Training program designed specifically for your tour rating by renowned cycling coach, Joe Friel.
- Assistance with flights, trains and booking extra nights at your starting and ending tour hotels.
- A complimentary gift of your choice

ON YOUR BICYCLE TOUR

- Superb tour leaders who are great fun and also bilingual, bicultural experts, and avid cyclists. They're experienced to help you navigate confidently on and off the road.
- Comfortable lodging in 3-4 star hotels located in or near the town square with easy access to your favorite café (bar, gelato, espresso) of the day, always with a private bath.
- All breakfasts & at least half of your dinners each featuring multi-courses, fresh, seasonal specialties and wine or beer. See specific tour information for details.
- On many tours we also have 1 or 2 lunches—see specific tour itineraries for details.
- Use of a high quality bike—a Titanium road bike, hybrid, or an aluminum tandem in Continental Europe. For tours in South America, Scotland and Ireland we have aluminum frames. All of our bikes are geared specifically to cruise the flats and help ease you over the mountain.
- Our bikes come with a computer so you can track your miles. They also have an expandable rear rack pack to carry your stuff, and a water bottle that's yours to keep.
- Full van support to carry luggage - and tired cyclists, too!

- Special events like wine tastings and cultural visits as described in the trip itinerary.
- All tips and gratuities at tour hotels and group meals.
- Unique routes, marked with our signature chalk dust arrows that ensure you won't get lost. They also give you the freedom to travel at your own pace.
- Daily mileage options—for those folks who just can't get enough cycling, we'll suggest optional routes off our marked course.
- Detailed route map, and arrows that will lead you to hidden wonders on your bicycle ride.
- All the fun (and more) that you expect from your vacation.

WHAT'S NOT INCLUDED

- Transportation to and from the bicycling tour including airfare, or train travel
- Helmets - we ask that you bring your own to ensure the best fit
- Meals not listed in the itinerary
- Tour Leader gratuity

AFTER YOUR BICYCLE TOUR

- Deeply discounted tours with our "Re-Cycle Program." Your fifth tour with us will be discounted by 50% of the average price of your previous four tours; your tenth tour will be discounted by 100% of the average price of your previous nine tours!

LEVEL RATINGS

Our itinerary descriptions provide daily mileage to help you determine if a bicycle tour is suited to your physical capabilities and interest. You'll also find a note about the trip's terrain on the "Tour Facts" page of each tour. The purpose of this page is to offer a general explanation of our rating categories.

BIKE TOURS 101

Perfect for people looking for mostly flat terrain, or those newer to cycling. Also great for families traveling with younger children (8—14).

- **Average daily mileage:** 50—57km (30 to 35 miles). Be sure to check the day by day itinerary description for the tour you are considering for specific mileages.
- **Terrain:** 101 tours offer flat to gently rolling terrain. You'll find specific information on the "Tour Facts" page of each itinerary where you see the tour rating.

BIKE TOURS 201

For riders who prefer a combination of flat and rolling terrain with moderate climbs on one or two days. An excellent compromise for friends who have diverse riding abilities.

- **Average daily mileage:** 50—57km (30 to 35 miles). Be sure to check the day by day itinerary description for the tour you are considering for specific mileages.
- **Terrain:** 201 tours feature mostly flat and rolling terrain with moderate climbs on one or two days where you might gain up to 2,000 feet. Some 201 tours may have some longer mileage days of up to 85 kms (50 miles) over fairly flat terrain. While others may have days of 30 - 45 kms (18—25 miles) with steeper climbs. You'll find specific information on the "Tour Facts" page of each itinerary where you see the tour rating.

BIKE TOURS 301

For riders who enjoy some climbing every day. These tours are best suited to intermediate level recreational riders. Fit beginners will likely do well but may want to shuttle on days with steeper climbs.

- **Average daily mileage:** 50 to 75 km (35—45 miles). Be sure to check the day by day itinerary description for the tour you are considering for specific mileages.
- **Terrain:** For 301 tours expect cumulative daily climbs of 1,500—2,000 feet and several days of climbing in excess of 3,000 feet. You might encounter some longer mileage 80—90 km (50-60 miles) days with rolling terrain. You'll find specific information on the "Tour Facts" page of each itinerary where you see the tour rating.

BIKE TOURS 401

For cyclists who love to climb (and descend)! If you haven't trained or are an inexperienced rider you will find these trips very challenging and will very likely need to shuttle regularly.

- **Average daily mileage:** 50 to 75 km (35—45 miles). Be sure to check the day by day itinerary description for the tour you are considering for specific mileages.
- **Terrain:** 401 tours are challenging. Expect the possibility of longer mileage days of 80 - 120 kms (50 to 70 miles) with rolling terrain, or some sustained hills for considerable distances - think mountain passes, or steeper (+5%) climbs that come with regularity and could be as long as 10 km (6+ miles). You will have gains of 1000 meters (3000 feet) on a third of the days. You'll find specific information on the "Tour Facts" page of each itinerary where you see the tour rating.

BIKE TOURS 501

Our ExpeditionPlus! tours designed for strong riders looking for the challenge of riding across countries or continents. Long daily mileages means limited van support so we recommended these tours for riders who feel confident that they can ride every mile.

- **Average daily mileage:** 120 km (75 miles). Be sure to check the day by day itinerary description for the tour you are considering for specific mileages.
- **Terrain:** Expect and be prepared for any and everything.

REMEMBER

It is almost always possible to adapt the day's ride to how you are feeling either by taking advantage of the support van, or asking tour leaders for additional mileage.

Need More Miles? On just about every day of every tour it is possible to add miles to the day. Just talk to your tour leader about the options.

Need Fewer Miles? If you aren't sure about your abilities or how much you want to ride remember the support van is available to offer snacks, encouragement, a lift over the next hill, or to the next hotel. You are on vacation and we're here to help make it perfect for you.

Chalk Dust Arrows. Remember, no matter what level of tour you choose ExperiencePlus! uses chalk dust arrows to mark our routes so riders can take the day at their own pace! Whether you prefer to stop at every gelateria, take a hundred photos a day, or push to achieve a new personal best you'll be happy on our tours.

WHAT TO EXPECT**BICYCLES**

Your bike comes with a pack for the rear rack, lock, cyclometer (bicycle computer), a spare tube and patch kit and pump. If you would like to bring your own pedals and shoes we recommend doing so—your tour leaders will install them during the bike fitting. We have flat pedals with or without cages and straps available. For safety and hygiene reasons you are responsible for bringing a helmet.

Daily Routine (Procedures and Logistics)**DAYSHEETS**

Each day you'll receive a daysheet with information on the day's activities, meals and ride. These also include Tour Leader phone numbers, hotel information and interesting historical and cultural information about sites that you may want to stop and see along the route. Your Tour Leaders will also post daily announcements in the hotel lobby with information about sightseeing in town or restaurant recommendations for dinners on your own as well as important information about breakfast, luggage down and "arrows down" time.

NAVIGATING ON TOUR

At breakfast each day we will make the "Master Route Map" available so you can highlight your map for the day's ride. Of course, we also mark the route every day with our signature chalk dust arrows. Our arrows make navigating very easy—you may never need to look at the map! The arrows also allow you to ride at your own pace. There is no need to "keep up" with the group—this is your ride!

But what if it rains? What happens to the arrows? In a light rain, the arrows actually "set up" and become more permanent. In a heavy rain, they do wash away. If that happens, we'll re-group to cycle together for those who want to continue cycling while those who prefer to stay dry can shuttle.

VAN SUPPORT

The van carries luggage and supports cyclists. It also has water, fruit and snacks. Though the van has snacks, we encourage you to stop and enjoy markets and find your own favorite local specialty.

HOTELS

We have carefully chosen all of our accommodations for their charm and location. They are typically small, family run hotels that offer you a glimpse into the local culture.

We prefer hotels near interesting sites in the center of town located along the best cycling route in the area. Because many of the hotels are small not all of the rooms will be

exactly the same. We keep this in mind and do our best to distribute rooms fairly by the end of the tour. Our itinerary lists our primary hotels. On rare occasions, listed hotels are subject to change.

MEALS AND RESTAURANTS

Breakfasts: we work hard to arrange complete breakfasts but some hotels still serve continental style breakfasts; cycling is energy intensive so we do recommend you plan for a morning or mid-morning snack on the road at a local café or market.

Water is OK in almost all hotels and in country fountains; if there is a problem, we will advise you.

We'll recommend lunch locations en route and most itineraries include a few group picnics. We limit the number of picnics so you don't feel pressured to be at a certain place in the middle of your ride.

Dinners together are often pre-planned and pre-ordered. We'll ask you if you have special dietary requirements. Pre-planned meals allow us to provide a variety of regional specialties and facilitate efficient service. Water, wine and beer are included.

TIPPING YOUR TOUR LEADER TEAM

If you feel your tour leader team has demonstrated great expertise and service, common practice within the travel industry is to tip. Tipping is voluntary and greatly appreciated, and gratuity amounts vary widely. Should you decide to leave a tip, as a guideline, we suggest 5% of the tour cost per traveler – this for the entire tour leader team, not each Tour Leader. If you'd like to show your gratitude for your Tour Leaders' excellent service you can give the tip to any member of the tour leader team, as they share it evenly. In order to avoid social tensions, we encourage you to tip as individuals and not as a group. If you feel your Tour Leaders did not quite meet your expectations, then we would like to know about it. You will also have the opportunity to leave your comments in our evaluation survey which we email to you after your trip.

PHOTOS

We'll be taking photos throughout the tour and we encourage you to do the same. Please note that we may use these for promotional purposes. Please inform us if you prefer images of you not be used. We realize that many of our travelers are great photographers and often people want to share photos after the trip. We'd love to see and share your photos from the tour with the world so if you don't mind the possibility of being famous (at least in the ExperiencePlus! world) send us a link to your tour photo gallery, or upload your favorite 20 - 30 pictures to your tour departure gallery - we'll send you the link to that online photo gallery in your final email!

CHECKLIST

TO DO TODAY!

Read through your Reservation Confirmation Email, it has important information to help you plan your trip!

- Check the date on your passport. The expiration date should extend three months past your date of return to your home country
- Complete the Customer Information Form online at www.experienceplus.com/travelinfo/tourcif
- Apply for trip cancellation/interruption insurance within 21 days of booking your tour. Find details at <http://www.experienceplus.com/assets/files/packingbicycle.pdf>
- Download the bicycle training program found on the Training Program Blog Page at www.experienceplus.com/training

3—6 MONTHS PRIOR TO DEPARTURE

- Reserve your flights after you know you have a confirmed tour departure. Please check with our office if you do not know if your trip is confirmed. As you make your plans refer to the Getting To and Away sent to you in your booking confirmation email it provides meeting times and the starting and ending hotels and shuttle information when applicable.
- Book your pre and post-tour hotel nights. Please refer to the Getting To and Away sheet you received in your Reservation Confirmation Email.
- 12 weeks before your tour begin your training program www.experienceplus.com/training.
- Final payment is due 90 days prior to the tour start. Please refer to your Deposit Payment Invoice and the Final Payment Reminder e-mail you have received for detailed instructions.

6 WEEKS—2 WEEKS PRIOR TO DEPARTURE

- Start reading one of the books or watching one of the movies from our Suggested Reading and Movie List which you'll find on the country page linked from the www.experienceplus.com/travelinfo page.
- Plan what you are going to pack and start packing! Refer to the Packing List on our website at www.experienceplus.com/assets/files/packingbicycle.pdf.
- We'll email your Hotel Itinerary information 30 days prior to departure.

DAY OF YOUR FLIGHT

Get as much sleep on the plane as you can. Pack your Getting To and Away information and one day of cycling gear in your carry-on. See you soon!