

Bicycle Tours in Spain: Grand Cycling Tour of Andalucia in 13 days

OVERVIEW

ExperiencePlus! offers three itinerary options for your exploration of Andalucia. You can select from: [7-day bike itinerary from Seville to Cordoba](#), an [8-day version from Cordoba to Granada](#), or this grand tour that combines them both and has you cycling 13-days from [Seville to Granada](#)!

Highlights include:


- Cordoba and Seville, two of the most culturally significant and fascinating cities in Spain
- Guided visit of the Mezquita de Cordoba
- Bicycle through orange and ancient olive groves
- Stay in restored convents, historic country estates and palaces!
- Explore the Roman and medieval towns of the Guadalquivir River

HIGHLIGHTS

Granada, Andalucian Villages, Guided tour of Córdoba, Úbeda, Seville, Alhambra, Guided tour of Jaen, Guided visit of Sinagoga del Agua, Pottery demonstration in Úbeda, Winery visit and tasting at Benalua de Guadix

TOUR FACTS

Tour Style	 Classic: Learn more about our Classic tours at https://www.experienceplus.com/tours/bike-tour-styles/classic-tours
Includes	13 days, 12 nights accommodation; meals as noted in itinerary; guided visits as described in itinerary including the Alhambra on Day 13; and the usual (see below).
Countries	Spain
Begin/End	Seville/Granada
Arrive/Depart	Seville (SVQ)/ Granada or Seville or Madrid. Plan to leave Granada after 3:00 pm
Total Distance	640 - 690 km (397 - 423 miles)
Avg. Daily Distance	68 kms (42 miles) per riding day
Tour Level	 Grades only very rarely above 8%.
Keep in Mind	We work hard to maintain consistency across all of our tours, but some trips have unique differences. Here are some things to keep in mind about this tour. Though we try and arrange dinners together as early as possible in Spain this means 8:00 to 8:30 p.m.

Please Note: We may have small itinerary changes to this trip after you download this PDF document. If you have booked this trip and there are major changes, including changes to towns or activities, we'll email you directly. However, you should always be sure to refer to the  [online itinerary](#) for the most up-to-date trip information including arrival and departure tips before you depart for your trip:

<https://www.experienceplus.com/guided-bike-tours/spain/cycling-tour-andalucia>

Bicycle Tours in Spain: Grand Cycling Tour of Andalusia in 13 days

DATES & PRICES

Dates	Price	Single Supplement*
📅 May 12-24, 2023	📄 USD\$5850	📄 USD\$650
📅 Oct 6-18, 2023	📄 USD\$5850	📄 USD\$650

*We are happy to match solo travelers who would like to share a room with someone of the same gender. If no match exists, due to hotel pricing, we will charge 50% of the single supplement rate. This fee will be collected at the time of the final payment. If a roommate assignment is available this fee will be refunded at the conclusion of the tour.

DAILY RIDE SUMMARY

Day	Distance/Gain	Terrain	Day Level	Notes
1	Test ride			
2	64km / 472m (40mi / 1548ft)	Gentle	▶▶▶▶▶	
3	59km / 851m (37mi / 2791ft)	Rolling hills	▶▶▶▶▶	
4	65km / 767m (41mi / 2516ft)	Gentle	▶▶▶▶▶	
5	63km / 502m (39mi / 1647ft)	Gentle	▶▶▶▶▶	
6	41km / 890m (26mi / 2919ft)	Very hilly	▶▶▶▶▶	Today's ride is an optional loop ride
7	77km / 1244m (48mi / 4080ft)	Hilly	▶▶▶▶▶	
8	79km / 1405m (49mi / 4608ft)	Very hilly	▶▶▶▶▶	
9	70km / 1338m (44mi / 4389ft)	Very hilly	▶▶▶▶▶	
10	48km / 742m (30mi / 2434ft)	Rolling hills	▶▶▶▶▶	Today's ride is an optional loop ride
11	106km / 1565m (66mi / 5133ft)	Hilly	▶▶▶▶▶	
12	57km / 871m (36mi / 2857ft)	Hilly	▶▶▶▶▶	
13	Last day			

Bicycle Tours in Spain: Grand Cycling Tour of Andalucia in 13 days

ARRIVAL INFO

Meeting time 2 p.m. - on Day 1, meet your fellow cyclists and Tour Leaders at the Day 1 Hotel specified on the itinerary.

Note:

As you are planning, remember that the hotels listed in our itineraries are our primary hotels and are - in rare cases - subject to change. Before you make arrangements, [check with us](#) if your tour departure is guaranteed. If your tour departure is out further than 6 months, please also check with us as there might be slight changes to the itinerary.

The below information will help you plan your arrival. For more tips or other routes, you might like [Rome2Rio](#). The fare and timing information listed below is approximate.

Flying into Seville (SVQ):

- Taxi to the Day 1 Hotel (20 min/EUR 25)

Flying into Madrid (MAD):

1. Metro from the airport to Atocha Train Station (50 min/EUR 5) OR Taxi (25 min/EUR 30)
2. Train From Madrid Atocha to Sevilla Santa Justa (3 hours/fares vary)
3. Taxi From the Sevilla Santa Justa train station to the Day 1 Hotel (10 min/EUR 10-15)

Look up Spanish train schedules at [Renfe.com](#) or [Trainline.eu](#). Questions? See our information on taking trains in Europe [here](#) or [ask us](#).

DEPARTURE INFO

Your trip ends after a guided tour of the Alhambra so be sure to schedule flights after 3:00 p.m.

The below information will help you plan your departure. For more tips or other routes, you might like [Rome2Rio](#).

Flying out of Granada Airport (GRX):

- Taxi from the ending hotel (30 min/EUR 20-25)

Estimated train travel times from Granada to other destinations in Spain:

- Madrid 4 hours
- Seville 3 hours 15 min

Look up Spanish train schedules at [Renfe.com](#) or [Trainline.eu](#). Questions? See our information on taking trains in Europe [here](#) or [ask us](#).

Bicycle Tours in Spain: Grand Cycling Tour of Andalucia in 13 days

Arrive Seville, Andalucia

Highlights Seville, fit bicycles, meet your tour leaders and fellow travelers

Plan to arrive in Seville a few days early to enjoy this beautiful city, and capital of Andalucia. Be sure to visit the Giralda, a famous bell tower built by the Moors and later restored. Another must see is Seville's enormous cathedral, where Christopher Columbus is buried. The cathedral is considered by some standards to be the largest in Europe! We'll fit bicycles this afternoon and recommend a short ride. This evening after introductions and a glass of sherry (or juice), we'll stroll downtown and celebrate the beginning of our cycling journey by enjoying some signature dishes of the region.

DAY 1: Fri, Oct 6th

Meals Dinner

Lodging  Hotel Las Casas De La Juderia

Cycle from Seville to Carmona

Highlights Calatrava's Bridge in Seville, Carmona and its Roman History

Pedal along the Guadalquivir river and pass Seville's famous Santiago Calatrava bridge. Your destination today is Carmona, once a Roman stronghold this historic city has been settled for over 5,000 years, making it one of the oldest urban settlements in the entire Iberian Peninsula. Enjoy the historic city center this evening.

DAY 2: Sat, Oct 7th

Distance 64 km (40 mi)

Gain 472 m (1548 ft)

Terrain Gentle

Level 

Meals Breakfast

Lodging  Hotel Alcazar De La Reina

Carmona to Constantina

Highlights Foothills of the Sierra Morena, cork trees, bulls and a Andalusian White Village

Our route takes us into the foothills of the Sierra Morena mountains where you will pass by cork tree groves with (peaceful!) bulls grazing under them. It's a fun and hilly ride. Your destination is Constantina where you will feel as though you've walked back in time as you explore the old town's white-washed houses. The Sierra Morena mountains add a dramatic flair to the scene and offer the perfect backdrop to the village.

DAY 3: Sun, Oct 8th

Distance 59 km (37 mi)

Gain 851 m (2791 ft)

Terrain Rolling hills

Level 

Meals Breakfast, Dinner

Lodging  Los Pozos De La Nieve

Bicycle Tours in Spain: Grand Cycling Tour of Andalucia in 13 days

Constantina to Palma del Rio

Highlights Sleep in a restored Convent, cycle through the Andalucian Sierra

Coast back down to the river valley and out of the foothills towards Palma del Rio on your bicycle ride today. Some of the orange groves you'll pass today have trees over 200 years old! Our hotel tonight is one of the main attractions of Palma del Rio, an otherwise sleepy town. Christopher Columbus slept here when it was a Convent in the 15th Century.

DAY 4: Mon, Oct 9th

Distance 65 km (41 mi)
Gain 767 m (2516 ft)
Terrain Gentle
Level >>>>>>
Meals Breakfast, Dinner
Lodging  Monasterio De San Francisco

Palma del Rio to Córdoba

Highlights Museums and history of Córdoba, Mezquita de Cordoba

Take your time today and enjoy your ride to Córdoba, as tomorrow you can take a rest day to explore the city. Córdoba's heritage has Roman origins, and was also one of the earliest Islamic cities in Spain. Immigrants from Damascus arrived by 719 AD, and Córdoba thrived for three centuries under the Damascus Caliphate.

DAY 5: Tue, Oct 10th

Distance 63 km (39 mi)
Gain 502 m (1647 ft)
Terrain Gentle
Level >>>>>>
Meals Breakfast
Lodging  NH Amistad Cordoba

Loop ride out of Córdoba

Highlights Visit the Mezquita and Jewish Quarter, Optional bicycle ride to Medina Zara

Enjoy a free day today in Córdoba, one of the oldest cities in Spain. Or, if you prefer to get out on the bike take a ride into the foothills and visit the impressive archeological ruins of Medina Azahara. This afternoon we'll join a local guide to tour the Mezquita of Córdoba, and the old Jewish Quarter enjoying Córdoba's whitewashed neighborhoods with flower filled patios along the way. This evening we have dinner together to say goodbye to anyone doing the 7-day itinerary.

DAY 6: Wed, Oct 11th

Distance 41 km (26 mi)
Gain 890 m (2919 ft)
Terrain Very Hilly
Level >>>>>>
Meals Breakfast, Dinner
Lodging  NH Amistad Cordoba

Bicycle Tours in Spain: Grand Cycling Tour of Andalucia in 13 days

Córdoba to Zuheros

Highlights Hills of Andalucia, visit to an olive press

The ride has you pedaling over hills and through countless olive groves into the heart of the Córdoba province. This region produces some of the world's finest olive oils and we'll enjoy a tasting this afternoon. The last leg of the ride is on a rails to trails path that takes us right to our hotel.

DAY 7: Thu, Oct 12th

Distance 77 km (48 mi)
Gain 1244 m (4080 ft)
Terrain Hilly
Level >>>>>
Meals Breakfast, Dinner
Lodging 🏠 Hacienda Minerva

Zuheros to Jaén

Highlights Rolling Hills of Andalucia, Jaén and its olive groves, visits of Cathedral and Arab baths

We'll start the ride out on the same rails to trails path we came in on yesterday. After just a few miles you'll be back on the road and enjoying vistas of an endless sea of olive groves. You are now in one of Europe's largest olive growing regions - some estimate that there are over 150 million olive trees in this province.

DAY 8: Fri, Oct 13th

Distance 79 km (49 mi)
Gain 1405 m (4608 ft)
Terrain Very Hilly
Level >>>>>
Meals Breakfast, Dinner
Lodging 🏠 Hotel Condestable Iranzo


Jaén to Úbeda

Highlights Renaissance town of Úbeda

The ride today takes us through beautiful countryside from Jaén to the monumental city of Úbeda, our home for the next two days. Úbeda was a wealthy Renaissance town and it retains that character particularly in the old quarter. This afternoon we'll visit a synagogue which was recently discovered during restoration work and is nearly completely intact. Take time to join the locals for a café con leche at an outdoor café. Our hotel this evening is a remodeled Renaissance Palace and truly fit for royalty.

DAY 9: Sat, Oct 14th

Distance 70 km (44 mi)
Gain 1338 m (4389 ft)
Terrain Very Hilly
Level >>>>>
Meals Breakfast, Dinner
Lodging 🏠 Palacio de Ubeda



Bicycle Tours in Spain: Grand Cycling Tour of Andalucia in 13 days

Rest day in Úbeda, with optional ride

Highlights Discover the UNESCO sites of Renaissance Architecture of Úbeda and Baeza with an enjoyable ride into the hills

This is a free day to enjoy the intriguing city of Úbeda though we do encourage you to join us for visit a famous local ceramics studio and enjoy an artist's demonstration this morning. The rest of the day is yours to walk through the historic Renaissance district or consider cycling into the hills to Baeza, another prominent Renaissance town. The ensemble of Renaissance monuments of Úbeda and Baeza are on UNESCO's list of World Heritage sites and should not be missed.

DAY 10: Sun, Oct 15th

Distance 48 km (30 mi)

Gain 742 m (2434 ft)

Terrain Rolling hills

Level 

Meals Breakfast

Lodging  [Palacio de Ubeda](#)

Úbeda to Benalúa de Guadix

Highlights Ride towards the Sierra Nevada, "cave" winery visit

We head south today on our way to Benalúa de Guadix and towards the hills of the Sierra Nevada. Enjoy a change of scenery as you enter the "southwest" of Spain. You'll cross the Sierra Magina on your route and then head down towards the clay formations of Guadix. It is easy to imagine how for the past 500 years most houses of the villages in this valley were built as caves inside clay mounds. Even today about a third of the towns here are built in caves! Tonight we'll visit a cave winery close to our hotel.

DAY 11: Mon, Oct 16th

Distance 106 km (66 mi)

Gain 1565 m (5133 ft)

Terrain Hilly

Level 

Meals Breakfast, Dinner

Lodging  [Cuevas De La Granja](#)
 [Hotel Palacio de Oñate](#)

Benalúa de Guadix to Granada

Highlights Views of the Sierra Nevada, Tapeo experience in Granada

Today we ride to Granada situated in the shadow of the Sierra Nevada mountains. Enjoy a fun downhill stretch and pedal past fields of asparagus and tobacco as olives and grapes give way to more diverse crops. Our destination is the glorious city of Granada, home of the Alhambra (the 13th and 14th century complex of buildings representing the finest example of Moorish architecture left in Spain). On the way you'll pass by the famous village of Purullena, known for its ceramics. We'll have a final dinner together.

DAY 12: Tue, Oct 17th

Distance 57 km (36 mi)


Gain 871 m (2857 ft)

Terrain Hilly

Level 

Meals Breakfast, Dinner

Lodging  [Hotel Villa Oniria](#)



Bicycle Tours in Spain: Grand Cycling Tour of Andalucia in 13 days**Explore Granada, Spain****DAY 13: Wed, Oct 18th**

Highlights Guided tour of the Alhambra

Meals Breakfast

Stick around this morning for our guided tour of the Alhambra. This city has so much more to offer we recommend an extra night here to explore the beautiful old quarter and tea houses. Granada is also known for its fabulous tapas. If you must depart today be sure to schedule flights after 3:00 p.m.

INCLUDED**BEFORE YOU LEAVE**

- Tour planning tips on what to bring, what to leave home, and what you might like to read before your trip.
- Bicycle Tour Training program designed specifically for your tour rating by renowned cycling coach, Joe Friel.
- Assistance with flights, trains and booking extra nights at your starting and ending tour hotels.
- A complimentary gift of your choice

ON YOUR BICYCLE TOUR

- Superb tour leaders who are great fun and also bilingual, bicultural experts, and avid cyclists. They're experienced to help you navigate confidently on and off the road.
- Comfortable lodging in 3-4 star hotels located in or near the town square with easy access to your favorite café (bar, gelato, espresso) of the day, always with a private bath.
- All breakfasts & at least half of your dinners each featuring multi-courses, fresh, seasonal specialties and wine or beer. See specific tour information for details.
- On many tours we also have 1 or 2 lunches—see specific tour itineraries for details.
- Use of a high quality bike—a Titanium road bike, hybrid, or an aluminum tandem in Continental Europe. For tours in South America, Scotland and Ireland we have aluminum frames. All of our bikes are geared specifically to cruise the flats and help ease you over the mountain.
- Our bikes come with a computer so you can track your miles. They also have an expandable rear rack pack to carry your stuff, and a water bottle that's yours to keep.
- Full van support to carry luggage - and tired cyclists, too!

- Special events like wine tastings and cultural visits as described in the trip itinerary.
- All tips and gratuities at tour hotels and group meals.
- Unique routes, marked with our signature chalk dust arrows that ensure you won't get lost. They also give you the freedom to travel at your own pace.
- Daily mileage options—for those folks who just can't get enough cycling, we'll suggest optional routes off our marked course.
- Detailed route map, and arrows that will lead you to hidden wonders on your bicycle ride.
- All the fun (and more) that you expect from your vacation.

WHAT'S NOT INCLUDED

- Transportation to and from the bicycling tour including airfare, or train travel
- Helmets - we ask that you bring your own to ensure the best fit
- Meals not listed in the itinerary
- Tour Leader gratuity

AFTER YOUR BICYCLE TOUR

- Deeply discounted tours with our "Re-Cycle Program." Your fifth tour with us will be discounted by 50% of the average price of your previous four tours; your tenth tour will be discounted by 100% of the average price of your previous nine tours!

LEVEL RATINGS

Our itinerary descriptions provide daily mileage to help you determine if a bicycle tour is suited to your physical capabilities and interest. You'll also find a note about the trip's terrain on the "Tour Facts" page of each tour. The purpose of this page is to offer a general explanation of our rating categories.

BIKE TOURS 101

Perfect for people looking for mostly flat terrain, or those newer to cycling. Also great for families traveling with younger children (8—14).

- **Average daily mileage:** 50—57km (30 to 35 miles). Be sure to check the day by day itinerary description for the tour you are considering for specific mileages.
- **Terrain:** 101 tours offer flat to gently rolling terrain. You'll find specific information on the "Tour Facts" page of each itinerary where you see the tour rating.

BIKE TOURS 201

For riders who prefer a combination of flat and rolling terrain with moderate climbs on one or two days. An excellent compromise for friends who have diverse riding abilities.

- **Average daily mileage:** 50—57km (30 to 35 miles). Be sure to check the day by day itinerary description for the tour you are considering for specific mileages.
- **Terrain:** 201 tours feature mostly flat and rolling terrain with moderate climbs on one or two days where you might gain up to 2,000 feet. Some 201 tours may have some longer mileage days of up to 85 kms (50 miles) over fairly flat terrain. While others may have days of 30 - 45 kms (18—25 miles) with steeper climbs. You'll find specific information on the "Tour Facts" page of each itinerary where you see the tour rating.

BIKE TOURS 301

For riders who enjoy some climbing every day. These tours are best suited to intermediate level recreational riders. Fit beginners will likely do well but may want to shuttle on days with steeper climbs.

- **Average daily mileage:** 50 to 75 km (35—45 miles). Be sure to check the day by day itinerary description for the tour you are considering for specific mileages.
- **Terrain:** For 301 tours expect cumulative daily climbs of 1,500—2,000 feet and several days of climbing in excess of 3,000 feet. You might encounter some longer mileage 80—90 km (50-60 miles) days with rolling terrain. You'll find specific information on the "Tour Facts" page of each itinerary where you see the tour rating.

BIKE TOURS 401

For cyclists who love to climb (and descend)! If you haven't trained or are an inexperienced rider you will find these trips very challenging and will very likely need to shuttle regularly.

- **Average daily mileage:** 50 to 75 km (35—45 miles). Be sure to check the day by day itinerary description for the tour you are considering for specific mileages.
- **Terrain:** 401 tours are challenging. Expect the possibility of longer mileage days of 80 - 120 kms (50 to 70 miles) with rolling terrain, or some sustained hills for considerable distances - think mountain passes, or steeper (+5%) climbs that come with regularity and could be as long as 10 km (6+ miles). You will have gains of 1000 meters (3000 feet) on a third of the days. You'll find specific information on the "Tour Facts" page of each itinerary where you see the tour rating.

BIKE TOURS 501

Our ExpeditionPlus! tours designed for strong riders looking for the challenge of riding across countries or continents. Long daily mileages means limited van support so we recommended these tours for riders who feel confident that they can ride every mile.

- **Average daily mileage:** 120 km (75 miles). Be sure to check the day by day itinerary description for the tour you are considering for specific mileages.
- **Terrain:** Expect and be prepared for any and everything.

REMEMBER

It is almost always possible to adapt the day's ride to how you are feeling either by taking advantage of the support van, or asking tour leaders for additional mileage.

Need More Miles? On just about every day of every tour it is possible to add miles to the day. Just talk to your tour leader about the options.

Need Fewer Miles? If you aren't sure about your abilities or how much you want to ride remember the support van is available to offer snacks, encouragement, a lift over the next hill, or to the next hotel. You are on vacation and we're here to help make it perfect for you.

Chalk Dust Arrows. Remember, no matter what level of tour you choose ExperiencePlus! uses chalk dust arrows to mark our routes so riders can take the day at their own pace! Whether you prefer to stop at every gelateria, take a hundred photos a day, or push to achieve a new personal best you'll be happy on our tours.

WHAT TO EXPECT**BICYCLES**

Your bike comes with a pack for the rear rack, lock, cyclometer (bicycle computer), a spare tube and patch kit and pump. If you would like to bring your own pedals and shoes we recommend doing so—your tour leaders will install them during the bike fitting. We have flat pedals with or without cages and straps available. For safety and hygiene reasons you are responsible for bringing a helmet.

Daily Routine (Procedures and Logistics)**DAYSHEETS**

Each day you'll receive a daysheet with information on the day's activities, meals and ride. These also include Tour Leader phone numbers, hotel information and interesting historical and cultural information about sites that you may want to stop and see along the route. Your Tour Leaders will also post daily announcements in the hotel lobby with information about sightseeing in town or restaurant recommendations for dinners on your own as well as important information about breakfast, luggage down and "arrows down" time.

NAVIGATING ON TOUR

At breakfast each day we will make the "Master Route Map" available so you can highlight your map for the day's ride. Of course, we also mark the route every day with our signature chalk dust arrows. Our arrows make navigating very easy—you may never need to look at the map! The arrows also allow you to ride at your own pace. There is no need to "keep up" with the group—this is your ride!

But what if it rains? What happens to the arrows? In a light rain, the arrows actually "set up" and become more permanent. In a heavy rain, they do wash away. If that happens, we'll re-group to cycle together for those who want to continue cycling while those who prefer to stay dry can shuttle.

VAN SUPPORT

The van carries luggage and supports cyclists. It also has water, fruit and snacks. Though the van has snacks, we encourage you to stop and enjoy markets and find your own favorite local specialty.

HOTELS

We have carefully chosen all of our accommodations for their charm and location. They are typically small, family run hotels that offer you a glimpse into the local culture.

We prefer hotels near interesting sites in the center of town located along the best cycling route in the area. Because many of the hotels are small not all of the rooms will be

exactly the same. We keep this in mind and do our best to distribute rooms fairly by the end of the tour. Our itinerary lists our primary hotels. On rare occasions, listed hotels are subject to change.

MEALS AND RESTAURANTS

Breakfasts: we work hard to arrange complete breakfasts but some hotels still serve continental style breakfasts; cycling is energy intensive so we do recommend you plan for a morning or mid-morning snack on the road at a local café or market.

Water is OK in almost all hotels and in country fountains; if there is a problem, we will advise you.

We'll recommend lunch locations en route and most itineraries include a few group picnics. We limit the number of picnics so you don't feel pressured to be at a certain place in the middle of your ride.

Dinners together are often pre-planned and pre-ordered. We'll ask you if you have special dietary requirements. Pre-planned meals allow us to provide a variety of regional specialties and facilitate efficient service. Water, wine and beer are included.

TIPPING YOUR TOUR LEADER TEAM

If you feel your tour leader team has demonstrated great expertise and service, common practice within the travel industry is to tip. Tipping is voluntary and greatly appreciated, and gratuity amounts vary widely. Should you decide to leave a tip, as a guideline, we suggest 5% of the tour cost per traveler – this for the entire tour leader team, not each Tour Leader. If you'd like to show your gratitude for your Tour Leaders' excellent service you can give the tip to any member of the tour leader team, as they share it evenly. In order to avoid social tensions, we encourage you to tip as individuals and not as a group. If you feel your Tour Leaders did not quite meet your expectations, then we would like to know about it. You will also have the opportunity to leave your comments in our evaluation survey which we email to you after your trip.

PHOTOS

We'll be taking photos throughout the tour and we encourage you to do the same. Please note that we may use these for promotional purposes. Please inform us if you prefer images of you not be used. We realize that many of our travelers are great photographers and often people want to share photos after the trip. We'd love to see and share your photos from the tour with the world so if you don't mind the possibility of being famous (at least in the ExperiencePlus! world) send us a link to your tour photo gallery, or upload your favorite 20 - 30 pictures to your tour departure gallery - we'll send you the link to that online photo gallery in your final email!

CHECKLIST

TO DO TODAY!

Read through your Reservation Confirmation Email, it has important information to help you plan your trip!

- Check the date on your passport. The expiration date should extend three months past your date of return to your home country
- Complete the Customer Information Form online at www.experienceplus.com/travelinfo/tourcif
- Apply for trip cancellation/interruption insurance within 21 days of booking your tour. Find details at <http://www.experienceplus.com/assets/files/packingbicycle.pdf>
- Download the bicycle training program found on the Training Program Blog Page at www.experienceplus.com/training

3—6 MONTHS PRIOR TO DEPARTURE

- Reserve your flights after you know you have a confirmed tour departure. Please check with our office if you do not know if your trip is confirmed. As you make your plans refer to the Getting To and Away sent to you in your booking confirmation email it provides meeting times and the starting and ending hotels and shuttle information when applicable.
- Book your pre and post-tour hotel nights. Please refer to the Getting To and Away sheet you received in your Reservation Confirmation Email.
- 12 weeks before your tour begin your training program www.experienceplus.com/training.
- Final payment is due 90 days prior to the tour start. Please refer to your Deposit Payment Invoice and the Final Payment Reminder e-mail you have received for detailed instructions.

6 WEEKS—2 WEEKS PRIOR TO DEPARTURE

- Start reading one of the books or watching one of the movies from our Suggested Reading and Movie List which you'll find on the country page linked from the www.experienceplus.com/travelinfo page.
- Plan what you are going to pack and start packing! Refer to the Packing List on our website at www.experienceplus.com/assets/files/packingbicycle.pdf.
- We'll email your Hotel Itinerary information 30 days prior to departure.

DAY OF YOUR FLIGHT

Get as much sleep on the plane as you can. Pack your Getting To and Away information and one day of cycling gear in your carry-on. See you soon!