

Bicycle Tours in Austria: Bicycling the Danube Plus! Czech Republic and Prague

OVERVIEW

Pedal off the beaten track past gently rolling countryside, lakes, and through tiny towns as you bicycle from Passau, Germany through Austria and the Czech Republic ending in Prague. Every day is an opportunity to explore the colorful towns and impressive historical sites including a stop in the town of Melk to visit the Benedictine Melk Abbey, perched on a rocky outcrop overlooking the Danube river. You'll get a flavor for the local food and landscape while pedaling past vineyards (and stopping to taste some fantastic wine!), through forbidden forests along the Austrian/Czech border, and into late Renaissance towns unchanged since the 17th century. Gently rolling cycling, bicycle-friendly paths and roads in Germany, Austria and the Czech Republic make this region enormously popular for cyclists of all stripes.

Sounds great but don't have 14 days? Join us for the first 7-days [Cycling the Danube: Passau to Vienna](#), or check out our 9-day tour [Cycling Vienna to Prague](#).

HIGHLIGHTS

Cycling bike paths, Boat ride on the famous Danube river, Crossing three borders, Wine tastings, Historic abbeys and castles.

TOUR FACTS

Tour Style	 Classic: Learn more about our Classic tours at https://www.experienceplus.com/tours/bike-tour-styles/classic-tours
Includes	14 days, 13 nights accommodation; meals as noted in itinerary; guided visits as described in itinerary, and the usual (see below).
Countries	Austria, Czech Republic, Germany
Begin/End	Passau/Prague
Arrive/Depart	Munich Airport (MUC) or Frankfurt International Airport (FRA)/Václav Havel Airport Prague (PRG)
Total Distance	665km (416 miles)
Avg. Daily Distance	60km (37 miles) per riding day
Tour Level	
Keep in Mind	We work hard to maintain consistency across all of our tours, but some trips have unique differences. Here are some things to keep in mind about this tour. We use charming and modern hotels but A/C or fans may not always be available since they haven't been needed traditionally. Separated twin beds are rare in many places; instead there will be two mattresses together that sit on the same base.

Please Note: We may have small itinerary changes to this trip after you download this PDF document. If you have booked this trip and there are major changes, including changes to towns or activities, we'll email you directly. However, you should always be sure to refer to the  [online itinerary](#) for the most up-to-date trip information including arrival and departure tips before you depart for your trip:

<https://www.experienceplus.com/guided-bike-tours/austria/cycling-danube-passau-vienna-prague>

Bicycle Tours in Austria: Bicycling the Danube Plus! Czech Republic and Prague

DATES & PRICES

Dates	Price	Single Supplement*
☞ Jun 16-29, 2023	☞ USD\$5750	☞ USD\$650
☞ Aug 4-17, 2023	☞ USD\$5750	☞ USD\$650
☞ Aug 18-31, 2023	☞ USD\$5750	☞ USD\$650

*We are happy to match solo travelers who would like to share a room with someone of the same gender. If no match exists, due to hotel pricing, we will charge 50% of the single supplement rate. This fee will be collected at the time of the final payment. If a roommate assignment is available this fee will be refunded at the conclusion of the tour.

DAILY RIDE SUMMARY

Day	Distance/Gain	Terrain	Day Level	Notes
1	Test ride			
2	60km / 391m (38mi / 1282ft)	Gentle	▶▶▶▶▶	
3	67km / 442m (42mi / 1450ft)	Hilly	▶▶▶▶▶	
4	58km / 356m (36mi / 1168ft)	Gentle	▶▶▶▶▶	
5	57km / 421m (36mi / 1381ft)	Gentle	▶▶▶▶▶	
6	93km / 502m (58mi / 1647ft)	Gentle	▶▶▶▶▶	Shorter optional ride available
7	30km / 61m (19mi / 200ft)	Gentle	▶▶▶▶▶	Today's ride is an optional loop ride
8	44km / 219m (28mi / 718ft)	Gentle	▶▶▶▶▶	
9	61km / 745m (38mi / 2444ft)	Rolling hills	▶▶▶▶▶	
10	32km / 256m (20mi / 840ft)	Rolling hills	▶▶▶▶▶	
11	69km / 741m (43mi / 2430ft)	Rolling hills	▶▶▶▶▶	
12	61km / 675m (38mi / 2214ft)	Rolling hills	▶▶▶▶▶	
13	63km / 720m (39mi / 2362ft)	Rolling hills	▶▶▶▶▶	
14	Last day			

Bicycle Tours in Austria: Bicycling the Danube Plus! Czech Republic and Prague

ARRIVAL INFO

Meeting time 2 p.m. - on Day 1, meet your fellow cyclists and Tour Leaders at the Day 1 Hotel specified on the itinerary.

Note:

As you are planning, remember that the hotels listed in our itineraries are our primary hotels and are - in rare cases - subject to change. Before you make arrangements, [check with us](#) if your tour departure is guaranteed. If your tour departure is out further than 6 months, please also check with us as there might be slight changes to the itinerary.

The below information will help you plan your arrival. For more tips or other routes, you might like [Rome2Rio](#). The fare and timing information listed below is approximate.

We recommend flying into the Munich Airport (MUC). You can also fly into the Frankfurt Airport (FRA).

If you arrive at Munich and continue to Passau

1. *Public bus [No. 635](#) from Munich Airport to Freising Bahnhof (20 min/Eur 2.90), or taxi (15 min/EUR 16)
2. *Train from Freising to Passau Hbf (2 hours/fares vary), no pre-booking necessary.
3. Taxi (see point 2 under Frankfurt arrival below)

***Note:** For the above train trip, we suggest purchasing a [regional day ticket](#) valid on the bus and regional trains. You can purchase it at one of the vending machines or at the desk from a person, both run cooperatively by the German Railway and the MVV (Munich transit company). This ticket is also a great option for your train trip from Munich to Passau if you plan to stop over in Munich.

If you arrive at Frankfurt and continue to Passau

1. **Train from Frankfurt am Main Flughafen to Passau Hbf (4.5 hours/fares vary)
2. Taxi or [walk](#) from Passau central station to the Day 1 Hotel (5 min/EUR 7)

****Note:** Depart from the AIRail Terminal, next to Terminal 1. Frankfurt Airport is a very busy transportation hub and it is advisable to purchase train tickets with a seat reservation in advance. If you buy a flexible ticket in advance and miss your intended train, it still means that you will have to purchase a new seat reservation separately upon arrival. Purchasing your ticket and seat reservations upon arrival does offer the most flexibility. However, if trains are full, you will have to wait.

Look up German train schedules at [Bahn.de](#) or [Trainline.eu](#). Questions? See our information on taking trains in Europe [here](#) or [ask us](#).

DEPARTURE INFO

Your trip ends on the final day after a guided tour of Prague, around 12 noon back at the hotel.

The below information will help you plan your arrival. For more tips or other routes, you might like [Rome2Rio](#). The fare and timing information listed below is approximate.

Bicycle Tours in Austria: Bicycling the Danube Plus! Czech Republic and Prague

We recommend flying out of Prague (PRG)

- Taxi from the Ending Hotel to the Airport (35 min/EUR 30)

Bicycle Tours in Austria: Bicycling the Danube Plus! Czech Republic and Prague

Welcome to Passau

Highlights Old Town Passau, a spectacular part of the Danube valley, welcome dinner.

Welcome to Passau, a beautiful German city located near the Austrian border and at the confluence of three rivers: the Danube, Inn and Ilz. Settle into your hotel and stretch your legs by walking through Old Town's baroque architecture and paying a visit to Passau's Saint Stephan's Cathedral, home to the largest organ outside of the United States. This afternoon we will meet for a bike fitting and test ride. Then we will gather again for a welcome drink and our first dinner together.

DAY 1: Fri, Aug 18th

Meals Dinner

Lodging  Hotel Weisser Hase

Passau, Germany to Linz, Austria

Highlights Crossing the border to Austria, the spectacular Danube valley

The Danube River and the valley it has formed shape the central transportation artery of Austria. Today and tomorrow you'll ride through the heartland of Austria featuring impressive castles perched above the Danube river. Take time to explore the Ars Electronica Museum in Linz, also known as the museum of the future, as it tries to bridge the gap between art, science and technology.

DAY 2: Sat, Aug 19th

Distance 60 km (38 mi)

Gain 391 m (1282 ft)

Terrain Gentle

Level 

Meals Breakfast

Lodging  Hotel Wolfinger

Linz to Bad Kreuzen

Highlights Diverse and stunning cycling through farmland, vineyards and Danube bike paths

You'll leave the river valley to reach Bad Kreuzen. Those who wish can take time to visit the Mauthausen Concentration Camp. The experience is powerful and sobering as you walk up and down the 186 "death stairs." Over 130,000 people were killed here including Jews, Italians, Russian POWs, criminals, and political prisoners.

DAY 3: Sun, Aug 20th

Distance 67 km (42 mi)

Gain 442 m (1450 ft)

Terrain Hilly

Level 

Meals Breakfast, Dinner

Lodging  Schatzkammer

Bicycle Tours in Austria: Bicycling the Danube Plus! Czech Republic and Prague

Bad Kreuzen to Melk

Highlights Cycling along bike path near a thick forest, 12th Century Melk Abbey

Enjoy a downhill coast on a smooth bike path into the town of Melk, home to the spectacular baroque Melk Abbey. Built at the beginning of the 12th century the abbey was a monastic school. Unpack your bags at our hotel just down the street from the abbey and stroll through the charming town to photograph the gold statuary adorning this domed Abbey Church. Venture inside the church to admire the ceiling fresco and its red marble walls before enjoying one of the suggested restaurants for dinner on your own this evening.

DAY 4: Mon, Aug 21st

Distance 58 km (36 mi)
Gain 356 m (1168 ft)
Terrain Gentle
Level 
Meals Breakfast
Lodging  Zur Post

Melk to Dürnstein

Highlights Vineyards of the Danube, wine tasting

Today you pedal into the heartland of Austrian wine country. This beautiful ride leads you through the medieval villages of the Wachau, a UNESCO World Heritage Site. Upon arriving in Dürnstein you'll visit the cellar and vineyards of one of the area's best producers, and taste some of their traditional white wines.

DAY 5: Tue, Aug 22nd



Distance 57 km (36 mi)
Gain 421 m (1381 ft)
Terrain Gentle
Level 
Meals Breakfast, Dinner
Lodging  Hotel Richard Löwenherz


Dürnstein to Vienna

Highlights Vienna!

Enjoy an easy day along the Danube today. You'll reach Vienna via a complex system of bicycle paths that lead directly to your hotel. Vienna is the largest city in Austria and one of Europe's leading musical centers. It was first a Roman and Celtic settlement, but as the Austro-Hungarian Empire rose to prominence, magnificent Medieval and Baroque architecture became especially prevalent.

DAY 6: Wed, Aug 23rd

Distance 93 km (58 mi)
Gain 502 m (1647 ft)
Terrain Gentle
Level 
Meals Breakfast, Dinner
Lodging  Hotel 25Hours at MuseumsQuartier



Bicycle Tours in Austria: Bicycling the Danube Plus! Czech Republic and Prague

Vienna Optional Ride

Highlights Imperial Vienna, Hofburg palace, Guided tour of Vienna

Today we'll enjoy an optional rest day in Austria's capital, Vienna. This city has been home to legendary artistic and intellectual residents including Mozart, Beethoven and Sigmund Freud. Vienna is also known for its imperial palaces as well as its mix of historic and contemporary buildings. We'll have a guided tour of this fabulous city to explore its artistic and architectural grandeur and to gain extra insight to the city's impressive history. This afternoon, feel free to stretch your legs with a ride along the Danube.

DAY 7: Thu, Aug 24th

Distance 30 km (19 mi)

Gain 61 m (200 ft)

Terrain Gentle

Level 

Meals Breakfast

Lodging  Hotel 25Hours at MuseumsQuartier

Vienna to Trebon, Czech Republic

Highlights Crossing into the Czech Republic, clock tower of Trebon, visit one of the oldest breweries in the Czech Republic

We begin the day with a shuttle to the Austrian town of Gmünd. Pick up lunch in the charming town center before you pedal across the border into the Czech Republic! The ride takes you through gentle farmland passing through tiny Czech villages and dense forests. Our hotel tonight is located inside the ancient city walls of Trebon. Trebon is famous for its brewery which dates back to 1379. Take a spin around some of the Trebon pond system, a part of the UNESCO World Network of Biosphere Reserves, climb the 16th century clock tower, or visit the majestic Trebon Castle. Be sure to enjoy the local specialty, a sweet wafer, but save room for dinner together tonight at our favorite local restaurant.

DAY 8: Fri, Aug 25th

Distance 44 km (28 mi)

Gain 219 m (718 ft)

Terrain Gentle

Level 

Meals Breakfast, Dinner

Lodging  Hotel Zlata Hvezda Trebon

Trebon to Cesky Krumlov

Highlights Guided tour of Cesky Krumlov, UNESCO World Heritage castle

Today we will make our way to Cesky Krumlov, one of the Czech Republic's most beautiful cities. Cesky Krumlov is situated in a meander of the longest river in the Czech Republic, the Vltava River. Our hotel is in the main square of this historic city center, structured around the UNESCO World Heritage Site, the Cesky castle. The castle was originally built in the 1200's by the main branch of the Bohemian noble Rosenberg family, a hugely influential family in Czech medieval history from the 13th century until 1611. This evening we'll enjoy a guided walk through town.

DAY 9: Sat, Aug 26th


Distance 61 km (38 mi)


Gain 745 m (2444 ft)

Terrain Rolling hills

Level 

Meals Breakfast

Lodging  Hotel Grand - Cesky Krumlov



Bicycle Tours in Austria: Bicycling the Danube Plus! Czech Republic and Prague

Cesky Krumlov to Ceske Budejovice

Highlights Scenic bike path along the river; Visit to the original Budvar Brewery

Today we will leave Cesky Krumlov and enjoy pedaling through scenic rural pastures before we connect with the Vltava river. We will follow a bike path along this tranquil river to our destination for the evening, Ceske Budejovice, the capital city of Bohemia. Famous for its beer first brewed in the 13th century, brewing remains a major industry in Ceske Budejovice. We will visit the Budvar Brewery which some say Budweiser beer was brewed to imitate.

DAY 10: Sun, Aug 27th

Distance 32 km (20 mi)
Gain 256 m (840 ft)
Terrain Rolling hills
Level 
Meals Breakfast
Lodging  Hotel Budweis

Ceske Budejovice to Tabor

Highlights Hluboká Castle

We will follow the bike path along the Vltava River out of Ceske Budejovice today and then pedal through lush green forests and small villages on our way to Tabor, which earned its notoriety as home to the most radical wing of the Hussite movement in the 15th century. Perched on a steep hillside surrounded by dense forest, the streets of Tabor are beautiful and vibrant. Take a stroll through the stunning main square. We'll enjoy dinner together tonight.

DAY 11: Mon, Aug 28th


Distance 69 km (43 mi)
Gain 741 m (2430 ft)
Terrain Rolling hills
Level 
Meals Breakfast, Dinner
Lodging  Hotel Nautilus


Tabor to Konopiste

Highlights Wonderful ride through the countryside, spa hotel

Today we pedal through peaceful pastureland. Take a break under the shade of wild apple trees for a quick snack or to capture a picture of the scenic back country roads leading us to our destination for the night near the Konopiste Castle. Play some golf at the largest golf resort in the Czech Republic or enjoy the many amenities of the hotel spa this evening before seeing the Konopiste Castle tomorrow, famous for having been the last residence of Archduke Franz Ferdinand of Austria, heir to the Austro-Hungarian throne, whose assassination in Sarajevo triggered World War I.

DAY 12: Tue, Aug 29th

Distance 61 km (38 mi)
Gain 675 m (2214 ft)
Terrain Rolling hills
Level 
Meals Breakfast, Dinner
Lodging  Golf Resort Konopišt?



Bicycle Tours in Austria: Bicycling the Danube Plus! Czech Republic and Prague**Konopiste to Prague**

Highlights Cycling along the Moldau river, Prague

A stunning start to the day as we pedal through Konopiste Castle's park where you'll have a chance to visit this impressive castle if you wish. Then we will pedal until our route converges with the Moldau river. A riverside bike path will take us peacefully right into the Czech Republic's capital city of Prague, and the final destination for the tour. Prague, sometimes called "the City of a Hundred Spires," is known for its Old Town Square in the heart of its historic center. Take a stroll around the city and enjoy its colorful Baroque buildings, Gothic churches and the medieval Astronomical Clock, which gives an animated show hourly.

DAY 13: Wed, Aug 30th

Distance 63 km (39 mi)

Gain 720 m (2362 ft)

Terrain Rolling hills

Level 

Meals Breakfast, Dinner

Lodging  [Hotel Leon D' Oro](#)

Farewell!

Highlights Guided tour of Prague

We'll say good-bye after our guided tour of Prague this morning. Stick around though because Prague deserves a few extra days to visit sites, shop, and hear some great music. No matter what you decide to do next, thanks for cycling with us!

DAY 14: Thu, Aug 31st

Meals Breakfast

INCLUDED**BEFORE YOU LEAVE**

- Tour planning tips on what to bring, what to leave home, and what you might like to read before your trip.
- Bicycle Tour Training program designed specifically for your tour rating by renowned cycling coach, Joe Friel.
- Assistance with flights, trains and booking extra nights at your starting and ending tour hotels.
- A complimentary gift of your choice

ON YOUR BICYCLE TOUR

- Superb tour leaders who are great fun and also bilingual, bicultural experts, and avid cyclists. They're experienced to help you navigate confidently on and off the road.
- Comfortable lodging in 3-4 star hotels located in or near the town square with easy access to your favorite café (bar, gelato, espresso) of the day, always with a private bath.
- All breakfasts & at least half of your dinners each featuring multi-courses, fresh, seasonal specialties and wine or beer. See specific tour information for details.
- On many tours we also have 1 or 2 lunches—see specific tour itineraries for details.
- Use of a high quality bike—a Titanium road bike, hybrid, or an aluminum tandem in Continental Europe. For tours in South America, Scotland and Ireland we have aluminum frames. All of our bikes are geared specifically to cruise the flats and help ease you over the mountain.
- Our bikes come with a computer so you can track your miles. They also have an expandable rear rack pack to carry your stuff, and a water bottle that's yours to keep.
- Full van support to carry luggage - and tired cyclists, too!

- Special events like wine tastings and cultural visits as described in the trip itinerary.
- All tips and gratuities at tour hotels and group meals.
- Unique routes, marked with our signature chalk dust arrows that ensure you won't get lost. They also give you the freedom to travel at your own pace.
- Daily mileage options—for those folks who just can't get enough cycling, we'll suggest optional routes off our marked course.
- Detailed route map, and arrows that will lead you to hidden wonders on your bicycle ride.
- All the fun (and more) that you expect from your vacation.

WHAT'S NOT INCLUDED

- Transportation to and from the bicycling tour including airfare, or train travel
- Helmets - we ask that you bring your own to ensure the best fit
- Meals not listed in the itinerary
- Tour Leader gratuity

AFTER YOUR BICYCLE TOUR

- Deeply discounted tours with our "Re-Cycle Program." Your fifth tour with us will be discounted by 50% of the average price of your previous four tours; your tenth tour will be discounted by 100% of the average price of your previous nine tours!

 **LEVEL RATINGS**

Our itinerary descriptions provide daily mileage to help you determine if a bicycle tour is suited to your physical capabilities and interest. You'll also find a note about the trip's terrain on the "Tour Facts" page of each tour. The purpose of this page is to offer a general explanation of our rating categories.

BIKE TOURS 101

Perfect for people looking for mostly flat terrain, or those newer to cycling. Also great for families traveling with younger children (8—14).

- **Average daily mileage:** 50—57km (30 to 35 miles). Be sure to check the day by day itinerary description for the tour you are considering for specific mileages.
- **Terrain:** 101 tours offer flat to gently rolling terrain. You'll find specific information on the "Tour Facts" page of each itinerary where you see the tour rating.

BIKE TOURS 201

For riders who prefer a combination of flat and rolling terrain with moderate climbs on one or two days. An excellent compromise for friends who have diverse riding abilities.

- **Average daily mileage:** 50—57km (30 to 35 miles). Be sure to check the day by day itinerary description for the tour you are considering for specific mileages.
- **Terrain:** 201 tours feature mostly flat and rolling terrain with moderate climbs on one or two days where you might gain up to 2,000 feet. Some 201 tours may have some longer mileage days of up to 85 kms (50 miles) over fairly flat terrain. While others may have days of 30 - 45 kms (18—25 miles) with steeper climbs. You'll find specific information on the "Tour Facts" page of each itinerary where you see the tour rating.

BIKE TOURS 301

For riders who enjoy some climbing every day. These tours are best suited to intermediate level recreational riders. Fit beginners will likely do well but may want to shuttle on days with steeper climbs.

- **Average daily mileage:** 50 to 75 km (35—45 miles). Be sure to check the day by day itinerary description for the tour you are considering for specific mileages.
- **Terrain:** For 301 tours expect cumulative daily climbs of 1,500—2,000 feet and several days of climbing in excess of 3,000 feet. You might encounter some longer mileage 80—90 km (50-60 miles) days with rolling terrain. You'll find specific information on the "Tour Facts" page of each itinerary where you see the tour rating.

BIKE TOURS 401

For cyclists who love to climb (and descend)! If you haven't trained or are an inexperienced rider you will find these trips very challenging and will very likely need to shuttle regularly.

- **Average daily mileage:** 50 to 75 km (35—45 miles). Be sure to check the day by day itinerary description for the tour you are considering for specific mileages.
- **Terrain:** 401 tours are challenging. Expect the possibility of longer mileage days of 80 - 120 kms (50 to 70 miles) with rolling terrain, or some sustained hills for considerable distances - think mountain passes, or steeper (+5%) climbs that come with regularity and could be as long as 10 km (6+ miles). You will have gains of 1000 meters (3000 feet) on a third of the days. You'll find specific information on the "Tour Facts" page of each itinerary where you see the tour rating.

BIKE TOURS 501

Our ExpeditionPlus! tours designed for strong riders looking for the challenge of riding across countries or continents. Long daily mileages means limited van support so we recommended these tours for riders who feel confident that they can ride every mile.

- **Average daily mileage:** 120 km (75 miles). Be sure to check the day by day itinerary description for the tour you are considering for specific mileages.
- **Terrain:** Expect and be prepared for any and everything.

REMEMBER

It is almost always possible to adapt the day's ride to how you are feeling either by taking advantage of the support van, or asking tour leaders for additional mileage.

Need More Miles? On just about every day of every tour it is possible to add miles to the day. Just talk to your tour leader about the options.

Need Fewer Miles? If you aren't sure about your abilities or how much you want to ride remember the support van is available to offer snacks, encouragement, a lift over the next hill, or to the next hotel. You are on vacation and we're here to help make it perfect for you.

Chalk Dust Arrows. Remember, no matter what level of tour you choose ExperiencePlus! uses chalk dust arrows to mark our routes so riders can take the day at their own pace! Whether you prefer to stop at every gelateria, take a hundred photos a day, or push to achieve a new personal best you'll be happy on our tours.

WHAT TO EXPECT**BICYCLES**

Your bike comes with a pack for the rear rack, lock, cyclometer (bicycle computer), a spare tube and patch kit and pump. If you would like to bring your own pedals and shoes we recommend doing so—your tour leaders will install them during the bike fitting. We have flat pedals with or without cages and straps available. For safety and hygiene reasons you are responsible for bringing a helmet.

Daily Routine (Procedures and Logistics)**DAYSHEETS**

Each day you'll receive a daysheet with information on the day's activities, meals and ride. These also include Tour Leader phone numbers, hotel information and interesting historical and cultural information about sites that you may want to stop and see along the route. Your Tour Leaders will also post daily announcements in the hotel lobby with information about sightseeing in town or restaurant recommendations for dinners on your own as well as important information about breakfast, luggage down and "arrows down" time.

NAVIGATING ON TOUR

At breakfast each day we will make the "Master Route Map" available so you can highlight your map for the day's ride. Of course, we also mark the route every day with our signature chalk dust arrows. Our arrows make navigating very easy—you may never need to look at the map! The arrows also allow you to ride at your own pace. There is no need to "keep up" with the group—this is your ride!

But what if it rains? What happens to the arrows? In a light rain, the arrows actually "set up" and become more permanent. In a heavy rain, they do wash away. If that happens, we'll re-group to cycle together for those who want to continue cycling while those who prefer to stay dry can shuttle.

VAN SUPPORT

The van carries luggage and supports cyclists. It also has water, fruit and snacks. Though the van has snacks, we encourage you to stop and enjoy markets and find your own favorite local specialty.

HOTELS

We have carefully chosen all of our accommodations for their charm and location. They are typically small, family run hotels that offer you a glimpse into the local culture.

We prefer hotels near interesting sites in the center of town located along the best cycling route in the area. Because many of the hotels are small not all of the rooms will be

exactly the same. We keep this in mind and do our best to distribute rooms fairly by the end of the tour. Our itinerary lists our primary hotels. On rare occasions, listed hotels are subject to change.

MEALS AND RESTAURANTS

Breakfasts: we work hard to arrange complete breakfasts but some hotels still serve continental style breakfasts; cycling is energy intensive so we do recommend you plan for a morning or mid-morning snack on the road at a local café or market.

Water is OK in almost all hotels and in country fountains; if there is a problem, we will advise you.

We'll recommend lunch locations en route and most itineraries include a few group picnics. We limit the number of picnics so you don't feel pressured to be at a certain place in the middle of your ride.

Dinners together are often pre-planned and pre-ordered. We'll ask you if you have special dietary requirements. Pre-planned meals allow us to provide a variety of regional specialties and facilitate efficient service. Water, wine and beer are included.

TIPPING YOUR TOUR LEADER TEAM

If you feel your tour leader team has demonstrated great expertise and service, common practice within the travel industry is to tip. Tipping is voluntary and greatly appreciated, and gratuity amounts vary widely. Should you decide to leave a tip, as a guideline, we suggest 5% of the tour cost per traveler – this for the entire tour leader team, not each Tour Leader. If you'd like to show your gratitude for your Tour Leaders' excellent service you can give the tip to any member of the tour leader team, as they share it evenly. In order to avoid social tensions, we encourage you to tip as individuals and not as a group. If you feel your Tour Leaders did not quite meet your expectations, then we would like to know about it. You will also have the opportunity to leave your comments in our evaluation survey which we email to you after your trip.

PHOTOS

We'll be taking photos throughout the tour and we encourage you to do the same. Please note that we may use these for promotional purposes. Please inform us if you prefer images of you not be used. We realize that many of our travelers are great photographers and often people want to share photos after the trip. We'd love to see and share your photos from the tour with the world so if you don't mind the possibility of being famous (at least in the ExperiencePlus! world) send us a link to your tour photo gallery, or upload your favorite 20 - 30 pictures to your tour departure gallery - we'll send you the link to that online photo gallery in your final email!

CHECKLIST

TO DO TODAY!

Read through your Reservation Confirmation Email, it has important information to help you plan your trip!

- Check the date on your passport. The expiration date should extend three months past your date of return to your home country
- Complete the Customer Information Form online at www.experienceplus.com/travelinfo/tourcif
- Apply for trip cancellation/interruption insurance within 21 days of booking your tour. Find details at <http://www.experienceplus.com/assets/files/packingbicycle.pdf>
- Download the bicycle training program found on the Training Program Blog Page at www.experienceplus.com/training

3—6 MONTHS PRIOR TO DEPARTURE

- Reserve your flights after you know you have a confirmed tour departure. Please check with our office if you do not know if your trip is confirmed. As you make your plans refer to the Getting To and Away sent to you in your booking confirmation email it provides meeting times and the starting and ending hotels and shuttle information when applicable.
- Book your pre and post-tour hotel nights. Please refer to the Getting To and Away sheet you received in your Reservation Confirmation Email.
- 12 weeks before your tour begin your training program www.experienceplus.com/training.
- Final payment is due 90 days prior to the tour start. Please refer to your Deposit Payment Invoice and the Final Payment Reminder e-mail you have received for detailed instructions.

6 WEEKS—2 WEEKS PRIOR TO DEPARTURE

- Start reading one of the books or watching one of the movies from our Suggested Reading and Movie List which you'll find on the country page linked from the www.experienceplus.com/travelinfo page.
- Plan what you are going to pack and start packing! Refer to the Packing List on our website at www.experienceplus.com/assets/files/packingbicycle.pdf.
- We'll email your Hotel Itinerary information 30 days prior to departure.

DAY OF YOUR FLIGHT

Get as much sleep on the plane as you can. Pack your Getting To and Away information and one day of cycling gear in your carry-on. See you soon!