

Bicycle Tours in France: Cycling Corsica

OVERVIEW



From the sea, Corsica appears as a large piece of Alpine Europe floating on a bed of cobalt blue. In fact, Corsica is geologically more closely related to the Alps than it is to its larger neighbor to the south, the Italian island of Sardinia. But culturally and linguistically this birthplace of Napoleon is all Mediterranean. Palm-lined streets bustle with colorful marketplaces and French, the island's official language since 1768, mingles with a variety of exotic dialects brought here from northern Africa, Italy, and the rest of the Mediterranean basin. An island of beauty, Corsica is also an island of delightful surprises for the touring cyclist.


Extend this tour 3 more days join us on our [Cycling Corsica Plus! Beaches and Bonifacio](#)

HIGHLIGHTS

Mountain scenery, Extraordinary coastal scenery, French and Mediterranean food, Picturesque villages, Beautiful Pisan and Genoese churches, Fabulous beaches, Impressive watchtowers along the coast, Wine Tasting.

TOUR FACTS

Tour Style	 Classic: Learn more about our Classic tours at https://www.experienceplus.com/tours/bike-tour-styles/classic-tours
Includes	8 days, 7 nights' accommodation; meals as noted in itinerary, wine tasting; shuttle to Figari Sud-Corse Airport Day 8 and the usual (see below).
Countries	France
Begin/End	Bastia / Pinarello
Arrive/Depart	Bastia / Shuttle to Figari Sud-Corse Airport
Total Distance	297-355 km (183 - 219 miles)
Avg. Daily Distance	59 km (36 miles) per riding day
Tour Level	

Please Note: We may have small itinerary changes to this trip after you download this PDF document. If you have booked this trip and there are major changes, including changes to towns or activities, we'll email you directly. However, you should always be sure to refer to the  [online itinerary](#) for the most up-to-date trip information including arrival and departure tips before you depart for your trip:

<https://www.experienceplus.com/guided-bike-tours/france/corsica>

Bicycle Tours in France: Cycling Corsica

DATES & PRICES

Dates	Price	Single Supplement*
☞ Sep 15-22, 2021	☞ USD\$4295	☞ USD\$550
☞ May 11-18, 2022	☞ TBA	☞ TBA
☞ Sep 14-21, 2022	☞ TBA	☞ TBA

*We are happy to match solo travelers who would like to share a room with someone of the same gender. If no match exists, due to hotel pricing, we will charge 50% of the single supplement rate. This fee will be collected at the time of the final payment. If a roommate assignment is available this fee will be refunded at the conclusion of the tour.

DAILY RIDE SUMMARY

Day	Distance/Gain	Terrain	Day Level	Notes
1	Test ride			
2	39km / 737m (24mi / 2417ft)	Hilly	▶▶▶▶▶	
3	74km / 1623m (46mi / 5323ft)	Rolling hills	▶▶▶▶▶	
4	51km / 1331m (32mi / 4366ft)	Very hilly	▶▶▶▶▶	Today's ride is an optional loop ride
5	47km / 919m (29mi / 3014ft)	Rolling hills	▶▶▶▶▶	
6	78km / 1800m (49mi / 5904ft)	Very hilly	▶▶▶▶▶	
7	71km / 1361m (44mi / 4464ft)	Hilly	▶▶▶▶▶	
8	Last day			

Bicycle Tours in France: Cycling Corsica

ARRIVAL INFO

Meeting time 2 p.m. - on Day 1, meet your fellow cyclists and Tour Leaders at the Day 1 Hotel specified on the itinerary.

Note:

As you are planning, remember that the hotels listed in our itineraries are our primary hotels and are - in rare cases - subject to change. Before you make arrangements, **check with us** if your tour departure is guaranteed. If your tour departure is out further than 6 months, please also check with us as there might be slight changes to the itinerary.

The below information will help you plan your arrival. For more tips or other routes, you might like [Rome2Rio](#). The fare and timing information listed below is approximate.

We recommend flying into the Bastia Poretta Airport (BIA).

Although there are no direct international flights to the island of Corsica, London, Paris, Marseille and Nice all serve this airport regularly.

Getting to the Day 1 Hotel

- Taxi from the airport to the Day 1 hotel (30 min/EUR 45-60)

Or public transportation

1. Shuttle Bus from the airport to central station (45 min/EUR 10)
2. **Walk** from central station to taxi stand or Tourist Information where you will find a taxi stand or the Tourist Information will arrange one for you (2 mins)
3. Taxi from central station to hotel (10 min/EUR 10-12)

If you are planning to arrive by Ferry from France or Italy, you will find information on arriving from Marseille, Nice and Toulon in English at [Corsica-ferries.co.uk](#) (travel time 3.5 to 10 hours). For Ferries from Italy (Genoa, Livorno and Piombino), you can find information at [MobyLines.com](#) (travel time 4-10 hours).

DEPARTURE INFO

Our tour ends on the final day with a shuttle drop-off at the Figari Sud-Corse airport (FSC). (Bastia Poretta Airport (BIA) is 2 hours away).

Complimentary ExperiencePlus! shuttle on the last day of the tour. **Reservations required. Please make your shuttle reservation by emailing us no later than 30 days prior to your tour start date:**

Shuttle departure 9 a.m., arrival at the airport around **10:30a.m.** (transfer time around 1 hour)

Bicycle Tours in France: Cycling Corsica

Arrive Bastia, Corsica

Highlights Historic capital of Corsica, sidewalk café, gourmet introductory dinner

Bright blue and white fishing boats and sidewalk cafés await you today as our tour begins near Bastia, Corsica's historic capital and its most picturesque city. We recommend arriving a day early to soak in the charms of this centuries-old Mediterranean seaport. We'll fit you with a bicycle this afternoon so you can ride to a viewpoint above the city, and then reconvene this evening for a traditional French gourmet dinner together.

DAY 1

Meals Dinner

Lodging  L'Alivi

Bicycle to Rogliano

Highlights Scenic cycling in Corsica's panhandle, Genoese history and settlements

After breakfast you'll head north on an easy ride along the east side of Cap Corse, Corsica's panhandle. You'll want to stop for a snack or coffee in Erbalunga to see its Genoese coastal tower before cycling through the tiny port of Santa Severa. Stop for lunch and perhaps a swim in Macinaggio before heading inland to our hotel.

DAY 2

Distance 39 km (24 mi)

Gain 737 m (2417 ft)

Terrain Hilly

Level 

Meals Breakfast, Dinner

Lodging  U Sant'Agnellu

Bicycle to Saint-Florent

Highlights Scenic cycling on Cap Corse, Mediterranean beaches

Today's ride is one of the most spectacular bicycle rides in the Mediterranean basin. We suggest an early start as you'll want to stop often for photographs. You can even take a swim during your lunch stop. Our route follows a chain of Genoese watchtowers, built along the coast in the late Medieval period to provide the local villagers early warning of impending attack by pirates. We'll continue south along the west side of the Cap Corse to our hotel right on the water, located in the ancient Roman town of Saint-Florent.

DAY 3

Distance 74 km (46 mi)

Gain 1623 m (5323 ft)

Terrain Rolling hills

Level 

Meals Breakfast

Lodging  Hotel Dolce Notte

Bicycle Tours in France: Cycling Corsica

Rest day in Saint-Florent

Highlights 11th-century Pisan cathedrals, enchanting bay of Saint-Florent with nearby beaches

A stop to our first 11th-century Pisan cathedral begins our day. Pisa ruled Corsica unchallenged until 1133 A.D. when the pope divided the island between Pisa and rival Genoa. Our optional ride continues on to the most famous Pisan cathedral in Corsica as we wind our way through hilltop villages and river gorges.

DAY 4

Distance 51 km (32 mi)

Gain 1331 m (4366 ft)

Terrain Very Hilly

Level >>>>>

Meals Breakfast, Dinner

Lodging 🏠 Hotel Dolce Notte

Bicycle to L'Ile Rousse

Highlights Beautiful coastal landscape with breathtaking vistas and Mediterranean beaches

You'll head across the unique Désert des Agriates today. This stony landscape that was once rich with wheat fields is unlike any area on the island and offers some beautiful panoramas. After soaking up the views you'll coast down to the beach for a refreshing swim if you wish. Our efforts today will be rewarded as we explore the coastal town of L'Ile Rousse with its charming center and beach. And if that's not enough, we'll watch the sunset into the sea.

DAY 5

Distance 47 km (29 mi)

Gain 919 m (3014 ft)

Terrain Rolling hills

Level >>>>>

Meals Breakfast

Lodging 🏠 Hotel L'Escale ' Côte Sud

Mountain Day

Highlights Coastal to mountain scenery, spectacular wildflowers in season, Genoese history

You'll head into Corsica's interior today. This is the main "mountain day" on the tour, so take your time and enjoy the spectacular scenery. Climbing over the pass of Saint Colombano you'll enjoy a wonderful cruise down the Navaccia river valley to Ponte Leccia, named for the 17th-century Genoese bridge still in use. You'll then have a steady long climb to be rewarded with a beautiful descent through chestnut forests as we head into one of Corsica's most interesting regions.

DAY 6

Distance 78 km (49 mi)

Gain 1800 m (5904 ft)

Terrain Very Hilly

Level >>>>>

Meals Breakfast, Dinner

Lodging 🏠 Le Refuge



Bicycle Tours in France: Cycling Corsica

Bicycle to Aléria, shuttle to Pinarello

Highlights Ancient capital of Roman Corsica, luxurious beachfront hotel

The trend today is down though there are a few hills that will certainly get your attention before you reach the coast. Our destination, Aléria, was one of the principal Roman trading towns and capital of Roman Corsica by 170 B.C. From Aléria we'll shuttle just under an hour to our luxurious beachfront hotel, and home for the next two nights.

DAY 7

Distance 71 km (44 mi)

Gain 1361 m (4464 ft)

Terrain Hilly

Level 

Meals Breakfast, Lunch, Dinner

Lodging  Le Pinarello Hotel

ExperiencePlus! Shuttle to Figari Sud-Corse

Highlights Tour ends in Pinarello shuttle to Figari Sud-Corse Airport

Enjoy breakfast together before you head home or for further exploration of Corsica.

DAY 8

Meals Breakfast

INCLUDED**WHAT'S INCLUDED**

When you book a tour with ExperiencePlus! our goal is to ensure your only focus each day is to hop on your bike and explore scenic cycling routes in new destinations. Inclusions may differ depending on which tour style you pick but all ExperiencePlus! tours include the three most important aspects of a guided bike tour.

- Superb tour leaders who are fun and multilingual, bi-cultural experts, and cycling enthusiasts. They will support you and help you navigate confidently on and off the road.
- High quality bikes selected for the terrain you are cycling on and correct bike fitting to ensure comfortable cycling. More details on our [bikes page](#).
- Thoughtfully designed itineraries and routes that take advantage of stunning cycling destinations and the freedom of bicycle travel.

PRE-TRIP SUPPORT

- Bicycle training programs designed specifically for your tour and fitness level.
- Planning tips on what to pack, hotel recommendations and other helpful details from our [Travel Planning Pages](#).
- A gift of your choice (cycling jerseys, socks, or a t-shirt) as our way of saying thanks for choosing ExperiencePlus!
- *Traveler services including assistance booking extra nights at the tour starting and ending hotels. (*Not included on Explorer Tours.)

ON TOUR

- See "What's Included" on your tour Itinerary for tour-specific inclusions.

BICYCLES

For a full list of what's included with your bike see [Our Bikes page](#). If you would like to bring your own pedals and shoes we recommend doing so. On Explorer tours we include a GPS device on all bikes. We ask that you bring your own helmet to ensure the best fit. Please ask if you would like us to provide you with a gently used helmet and we will do so.

NAVIGATING, DAYSHEETS AND VAN SUPPORT:

Each day you'll receive a daily briefing with a highlighted route map and daysheet (print or digital) that includes information on the day's activities, meals and ride. Daily information also includes Tour Leader phone numbers, hotel information and interesting historical and cultural information.

You'll receive a highlighted route map each day or a briefing with the GPS tracks. On Classic, Bike and Boat, Spotlight and Expedition tours we also navigate using our signature chalk dust arrows. Our arrows make navigating very easy—you may never need to look at the map. On Explorer tours the terrain and destinations are not always conducive to using chalk arrows so we'll ride as a group or you can navigate on your own with the GPS tracks.

Before each tour we offer the opportunity to download GPS tracks of most tour routes to your personal GPS device or smartphone using RideWithGPS.com. We do not provide GPS tracks for tours in South America.

On tour you will have a support van providing water and snack resupply, mechanical assistance, a lift for tired cyclists, and luggage transfers. On some itineraries the van will not be able to follow sections of the route that stray from the road for example onto cycling paths.

Need More Miles? On many days it is possible to add miles to the day, just talk to your tour leader about your options.

Need Fewer Miles? If you aren't sure about your abilities or how much you want to ride remember the support van is available to offer snacks, encouragement, a lift over the next hill, or to the next hotel. You are on vacation and we're here to help make it perfect for you.

TIPPING YOUR TOUR LEADER TEAM:

If you feel your tour leader team has demonstrated great expertise and service, common practice within the travel industry is to tip. Tipping is voluntary and greatly appreciated, and gratuity amounts vary widely. Should you decide to leave a tip, as a guideline, we suggest 5% of the tour cost per traveler – this is for the entire tour leader team, not each tour leader. You can give the tip to any member of the tour leader team, as they share it evenly. In order to avoid social tensions, we encourage you to tip as individuals and not as a group. If you feel your tour leaders did not quite meet your expectations, please let us know. *Tips are included in Expedition pricing.

PHOTOS:

By reserving space on tour, you agree that ExperiencePlus! may use, re-use and reproduce any images, photos or videos sent to us, or taken by our guides or travelers free of charge and without your right to inspection. If you do not want us to use any images of you on tour, you must inform your tour leader in writing at the start of the tour.

STYLES **OUR TOUR STYLES**

We realize that one size does not fit all and there are as many ways to travel by bike as there are different types of cyclists and travelers. No matter what you are looking for in a cycling vacation, we have a tour with just the right pace for you.

Classic Tours: Dream of traveling through a region by bike? then our Classic style bike tours are for you! Our unique chalk arrows lead the way as you explore small villages and world-class cities while traveling at your own pace.

- Tour Length: 7-15 days
- Hotels: 3-4 stars, most itineraries include at least one two-night stay at the same hotel.
- Road Type: Pavement, bike paths.
- Multi-night Stays: Occasionally
- Navigation: Chalk Arrows
- Price: \$\$\$
- Tour Levels: 1-4.5

Explorer Tours: Travel further off the beaten path - we let the destination dictate where we ride, not the road surface.

- Tour Length: 7-8 days
- Hotels: 2-3 stars, occasional multi-night stays at the same hotel.
- Road Type: 30-50% gravel or hard-packed dirt, the rest pavement.
- Multi-night Stays: Occasionally
- Navigation: Group riding and GPS
- Price: \$\$
- Tour Levels: 1-4

Spotlight Tours: Multi-nights stays, loop rides, choose from a selection of activities or enjoy hotel amenities during your free time.

- Tour Length: 6-7 days
- Hotels: 3-5 stars, typically 3-nights spent in one hotel and 2-nights in the other.
- Road Type: Pavement
- Multi-night Stays: Min 2 night stays
- Navigation: Chalk Arrows
- Price: \$\$\$
- Tour Levels: 1-4

Bike and Boat Tours: Spend days cycling and your evenings relaxing on a private boat as you cruise to your next port.

- Tour Length: 7-8 days, some itineraries have land-based extensions available.
- Barge/Boat: 3-4 star, same cabin for the entire boat trip.
- Road Type: Pavement
- Navigation: Chalk Arrows
- Price: \$\$\$
- Tour Levels: 1-4

Expedition Tours: Multi-week tours where you spend long days on the bike with the added satisfaction of pedaling across multiple countries.

- Tour Length: 15-40 days
- Hotels: 2-4 stars, typically there is a 2-night hotel stay every 5-7 days.
- Road Type: Pavement with occasional hard-packed dirt or gravel.
- Multi-night Stays: On rest days
- Navigation: Chalk Arrows
- Price: \$\$\$
- Tour Levels: 4-5

**LEVELS**

We know that travelers have different cycling abilities and preferences for the number of miles, elevation gain, and type of terrain they want on a bicycle tour. We have rated each day of our tours on a scale of 1-5. We then look at the average day rating so you can select the perfect level of cycling you want for your trip. We recommend looking at the daily summary on the PDF and Website Itinerary to see details about each day's ride.

Level 1 - 1.5

This day will be mostly flat and the distance will rarely exceed 30 km. Level 1 - 1.5 tours are suitable for beginner cyclists, those traveling by bicycle for the first time, or multi-generational groups with a desire for a nice and easy bike tour with plenty of opportunities to stop and enjoy the scenery.

- **Average daily mileage:** 15-30km. Be sure to check the day by day itinerary description for the tour you are considering for specific mileages.
- **Terrain:** Mostly flat with occasional gentle climbs at a grade of less than 3%, that are sustained for a maximum of 3km. There might be a steeper but short climb.

LEVEL 2 - 2.5

This day is ideal for riders newer to bicycle touring looking for a bit of a challenge, or for individuals who desire shorter days on the bike. On average, level 2 - 2.5 bike tours will ride 30-50 km per day on mostly rolling terrain.

- **Average daily mileage:** 30-50km. Be sure to check the day by day itinerary description for the tour you are considering for specific mileages.
- **Terrain:** Mostly rolling terrain around 3%. Presents multiple 3% to 4% climbs. May present an occasional steeper climb.

LEVEL 3 - 3.5

Level 3 - 3.5 tours are for active individuals (who run, bike, swim etc. on a regular basis) with the desire to cover longer daily distances on the bicycle. These tours are a great workout when you're riding as you will average 50-70 km daily with total gain of 2,000-2,800 ft. There will be multiple 4-6% climbs throughout the tour.

- **Average daily mileage:** 50-70km. Be sure to check the day by day itinerary description for the tour you are considering for specific mileages.
- **Terrain:** Multiple Climbs with grades of 4 - 6%.

LEVEL 4 - 4.5

Level 4 - 4.5 tours are for passionate cyclists or very active individuals. This level tour is great for cyclists looking to stay in shape and pedal hard as they travel across regions or countries. Level 4 - 4.5 tours cover 70-90km daily with 2,800-3,600 ft of gain. Cyclists on a level 4 - 4.5 bicycle tour can expect multiple climbs; some climbs might be short and steep (6-8% for 1-3 km) while others may be sustained (6+ km) at a 4-6% grade.

- **Average daily mileage:** 70-90km. Be sure to check the day by day itinerary description for the tour you are considering for specific mileages.
- **Terrain:** Presents multiple steep climbs (6% to 8% grades), 1 to 3km long. Alternatively, 4 - 6% grades for 6 kilometers or more.

LEVEL 5 (EXPEDITIONPLUS!)

Our ExpeditionPlus! tours designed for strong riders looking for the challenge of riding across countries or continents. Long daily mileages mean limited van support so we recommend these tours for riders who feel confident that they can ride every mile.

- **Average daily mileage:** 120 km (75 miles). Be sure to check the day by day itinerary description for the tour you are considering for specific mileages.
- **Terrain:** Expect and be prepared for any and everything.

REMEMBER

You'll find all of the details including mileage, elevation gain, terrain and level for each day of the itinerary to help you better understand what to expect from your tour on each day's description.

CHECKLIST

TO DO ONCE YOU'VE BOOKED!

- Read through your Reservation Confirmation Email, it has important information to help you plan your trip!
- Check the date on your passport. The expiration date should extend three months past your date of return to your home country.
- Complete the Customer Information Form:
<https://www.experienceplus.com/blog/travel-planning/customer-information-form/>
- We recommend you take out travel insurance. Find details
at <https://www.experienceplus.com/blog/travel-planning/travel-insurance/>
- Download the bicycle training program: <https://www.experienceplus.com/blog/travel-planning/bicycle-tour-training/>
- Peruse our country-specific Travel Planning Pages: <https://www.experienceplus.com/blog/travel-planning/>

6 TO 3 MONTHS PRIOR TO TOUR START DATE

- Review the arrival and departure information under the "Travel Information" tab on the itinerary page of the website. You will find the meeting place and time, and other important information to help you plan.
- If your tour includes a complimentary ExperiencePlus! Shuttle make your reservations now.
- Reserve your flights. Only if you have confirmation that your trip is a guaranteed. (If you aren't sure check with our office to find out if your trip is guaranteed.)
- Book any extra hotel nights if you are arriving early or staying after the tour.
- Begin your bicycle training program.
- Final payment is due 90 days (120 days for Bike & Barge/Boat tours) prior to the tour start. Please refer to your Deposit Payment Invoice and the Final Payment Reminder e-mail you have received for detailed instructions.

6 TO 2 WEEKS PRIOR TO TOUR START DATE

- Start reading one of the books or watching one of the movies from our Reading and Movie List you'll find on the country-specific Travel Planning Pages: <https://www.experienceplus.com/blog/travel-planning/>.
- Review the Packing Lists on our website at: <https://www.experienceplus.com/blog/travel-planning/packing/>
- We'll email your Hotel Itinerary, the Participant Roster, names and contact information of your Tour Leaders and other important departure information about 2 weeks prior to your tour start date.

DAY OF YOUR FLIGHT

Get as much sleep on the plane as you can. Pack one day of cycling gear in your carry-on just in case. See you soon!