

Bicycle Tours in Chile: Bicycling Chile's Wine Country

OVERVIEW

One of the most prestigious "new world" wine producing regions, Chile's central valley has produced award winning wines in recent years. Join us on our bicycle tour of the Chilean wine country where we pedal through vineyards of the Central Valley before turning south and bicycling along the stunning beaches of the scenic Pacific Coast. We stay in historic colonial cities such as Santa Cruz and Constitucion and visit secluded villages and beach resorts. This is an excellent trip for both wine and food lover and photographer!



If you are thinking that 8 days is just not enough, consider our 11-day tour, [Bicycling Chile's Wine Country Plus! the Pacific Coast bicycle tour](#).

Is cycling in South America for you? Check out our [What to expect: Cycling in South America](#) page.

HIGHLIGHTS

Santiago de Chile, Chile's Central Wine Valley, Santa Cruz, Pacific Coast Beaches, winery visits

TOUR FACTS

Tour Style	 Classic: Learn more about our Classic tours at https://www.experienceplus.com/tours/bike-tour-styles/classic-tours
Includes	8 days, 7 nights, meals as noted in itinerary, wine tastings. Shuttle back to Santiago on the last day of the tour; and the usual (see below).
Countries	Chile
Begin/End	Santiago de Chile, Chile/ Santiago de Chile, Chile
Arrive/Depart	Santiago Int'l Airport (SCL)
Total Distance	350 km (217 miles)
Avg. Daily Distance	58 km (36 miles) per riding day
Tour Level	
Keep in Mind	We work hard to maintain consistency across all of our tours, but some trips have unique differences. Here are some things to keep in mind about this tour. Our bikes in South America are aluminum frames and the road bikes come with a carbon fork.

Please Note: We may have small itinerary changes to this trip after you download this PDF document. If you have booked this trip and there are major changes, including changes to towns or activities, we'll email you directly. However, you should always be sure to refer to the  [online itinerary](#) for the most up-to-date trip information including arrival and departure tips before you depart for your trip:

<https://www.experienceplus.com/guided-bike-tours/chile/biking-chile-wine-country>

Bicycle Tours in Chile: Bicycling Chile's Wine Country


DATES & PRICES

Dates	Price	Single Supplement*
📅 Mar 11-18, 2023	🏠 USD\$4400	🏠 USD\$700

*We are happy to match solo travelers who would like to share a room with someone of the same gender. If no match exists, due to hotel pricing, we will charge 50% of the single supplement rate. This fee will be collected at the time of the final payment. If a roommate assignment is available this fee will be refunded at the conclusion of the tour.

DAILY RIDE SUMMARY

Day	Distance/Gain	Terrain	Day Level	Notes
1	Transfer day			
2	41km / 148m (26mi / 485ft)	Gentle	▶▶▶▶▶	
3	69km / 340m (43mi / 1115ft)	Gentle	▶▶▶▶▶	
4	45km / 198m (28mi / 649ft)	Gentle	▶▶▶▶▶	
5	69km / 296m (43mi / 971ft)	Gentle	▶▶▶▶▶	
6	80km / 1001m (50mi / 3283ft)	Hilly	▶▶▶▶▶	
7	45km / 658m (28mi / 2158ft)	Rolling hills	▶▶▶▶▶	
8	Last day			



Bicycle Tours in Chile: Bicycling Chile's Wine Country

ARRIVAL INFO

In the evening of Day 1, meet your fellow cyclists and Tour Leaders at the Day 1 Hotel specified in the itinerary.

You will find more details in our welcome note at the hotel's front desk

Note:

As you are planning, remember that the hotels listed in our itineraries are our primary hotels and are - in rare cases - subject to change. Before you make arrangements, **check with us** if your tour departure is guaranteed. If your tour departure is out further than 6 months, please also check with us as there might be slight changes to the itinerary.

The below information will help you plan your arrival. For more tips or other routes, you might like [Rome2Rio](#). The fare and timing information listed below is approximate.

We recommend flying into the Santiago International Airport (SLC).

How to get to the Day 1 Hotel:

Arriving at Santiago Airport and proceeding to the Day 1 Hotel

- Taxi, located just outside the airport (20-30 min/26,000 Chilean pesos)
- or private transfer (Taxi drivers in Chile can be a little intimidating, so if you'd like us to arrange a private transfer from the airport to the hotel contact reservations@experienceplus.com (20-30 min/fares vary)

DEPARTURE INFO

We offer two complimentary ExperiencePlus! shuttle options back to Santiago on the last day of the tour. Your spot on the shuttle is already reserved for you.

Please take note of the shuttle times and locations as you plan.

- Option A: Arrival at the Santiago Airport by 4:30 p.m.
- Option B: Arrival back at the Day 1 Hotel in Santiago (refer to the itinerary) by 5 p.m.

Bicycle Tours in Chile: Bicycling Chile's Wine Country

Arrive in Santiago

Highlights Santiago, capital of Chile

We gather today in Santiago de Chile, the capital of Chile. Santiago is a delightful, metropolitan city. We suggest arriving at least a couple of days early so you can explore the covered market and San Cristóbal Hill, a major city landmark. We'll have introductions and a welcome dinner tonight.

DAY 1

Meals Dinner

Lodging  Eco Boutique Hotel Bidadoa

Santiago to Millahue

Highlights Casa Silva winery + Viña VIK winery. Beginning of Chile central Valley or "zona huasa"

We'll shuttle south into the Central Valley this morning and stop at our first winery for a tour followed by lunch. After lunch we'll have our bike fitting before we begin cycling. The stunning Andes will be our backdrop today as we pedal through vineyards to our hotel, which is one of Chile's most stunning wineries and hotels. Inspired by the Andes Mountains and the work of Frank Gehry, the Vina Vik hotel is nestled in the foothills of the Andes in the Millahue Valley, named "Lugar de Oro" or "Golden Place" by the native Mapuche. We'll have dinner and a wine tasting in this stunning winery and hotel built by one of Chile's award winning architects.

DAY 2

Distance 41 km (26 mi)

Gain 148 m (485 ft)

Terrain Gentle

Level 

Meals Breakfast, Lunch, Dinner

Lodging  Vik Chile Hotel

Millahue to Santa Cruz

Highlights Watermills of Larmahue

On our bicycle ride to today we'll pass several distinct towns in the central agricultural area of Chile as we pedal towards Santa Cruz, the capital city of this region. We'll see watermills that were once used to irrigate the fertile farmlands of Chile's most famous wine region. These important watermills are protected by UNESCO in the small town of Larmahue.

DAY 3

Distance 69 km (43 mi)

Gain 340 m (1115 ft)

Terrain Gentle

Level 

Meals Breakfast, Lunch

Lodging  Hotel Santa Cruz Plaza

Bicycle Tours in Chile: Bicycling Chile's Wine Country

Santa Cruz loop ride

Highlights Apalta Valley

Today we will do a loop ride out of Santa Cruz to the Valle de Apalta, home to several of Chile's most important wines such as Montes, Casa Lapostolle, Ventisquero, and the up-and-coming wine of Neyen. Along the way we'll learn about the culture and process of Chilean wine making. Many wineries along the our ride invite visitors to stop in for a visit. Feel free to stop and explore these wineries along today's loop ride. We highly recommend taking time this afternoon to visit the Santa Cruz Museum, one of the best museums of Chile's natural history.

DAY 4

Distance 45 km (28 mi)
Gain 198 m (649 ft)
Terrain Gentle
Level >>>>>>
Meals Breakfast
Lodging 🏠 Hotel Santa Cruz Plaza

Santa Cruz to Marchigüe

Highlights Lolol village & it local craft with mane

Ride from Santa Cruz to Colchagua valley passing through small villages along the oldest agricultural area of Chile with a colonial past still present in part of the architecture and quiet lifestyle.

DAY 5

Distance 69 km (43 mi)
Gain 296 m (971 ft)
Terrain Gentle
Level >>>>>>
Meals Breakfast, Lunch, Dinner
Lodging 🏠 Hacienda Histórica Marchigüe


Marchigüe to Pichilemu

Highlights Ride from Marchugüe to Pichilemu beach

We pedal west today as we cross the coastal range to end up on the seaside in one of Chile's most famous windsurfing beaches. You'll notice the stark difference between the dry hills on the eastern side of the range and the green forests on the western/seaward side. Between the Andes and the Coastal Range, Chile has some of the most diverse climates in such a narrow stretch of land and today you will see that in person.

DAY 6

Distance 80 km (50 mi)
Gain 1001 m (3283 ft)
Terrain Hilly
Level >>>>>>
Meals Breakfast, Lunch
Lodging 🏠 Lodge del Mar



Bicycle Tours in Chile: Bicycling Chile's Wine Country

Pichilemu to Vichuquén

Highlights Salt flats at “Lo Valdivia”, Pacific coastline, Vichuquén lake

We ride south today and criss-cross the coastal hills again until we reach the Salt Flats of Lo Valdivia. As we pedal through forests and hills you'll catch glimpses of the Pacific before we finish in a small fishing village to gather before shuttling to our hotel.

DAY 7

Distance 45 km (28 mi)

Gain 658 m (2158 ft)

Terrain Rolling hills

Level 

Meals Breakfast, Lunch

Lodging  Hotel Marina de Vichuquen

End of tour, Shuttle to Santiago

Highlights Shuttle to Santiago

If you are in beach mode we recommend sticking around this area. If not, we'll shuttle you back to Santiago today for your flight home or more adventures in South America. Whatever you decide Buen Viaje!

DAY 8

Meals Breakfast

INCLUDED**BEFORE YOU LEAVE**

- Tour planning tips on what to bring, what to leave home, and what you might like to read before your trip.
- Bicycle Tour Training program designed specifically for your tour rating by renowned cycling coach, Joe Friel.
- Assistance with flights, trains and booking extra nights at your starting and ending tour hotels.
- A complimentary gift of your choice

ON YOUR BICYCLE TOUR

- Superb tour leaders who are great fun and also bilingual, bicultural experts, and avid cyclists. They're experienced to help you navigate confidently on and off the road.
- Comfortable lodging in 3-4 star hotels located in or near the town square with easy access to your favorite café (bar, gelato, espresso) of the day, always with a private bath.
- All breakfasts & at least half of your dinners each featuring multi-courses, fresh, seasonal specialties and wine or beer. See specific tour information for details.
- On many tours we also have 1 or 2 lunches—see specific tour itineraries for details.
- Use of a high quality bike—a Titanium road bike, hybrid, or an aluminum tandem in Continental Europe. For tours in South America, Scotland and Ireland we have aluminum frames. All of our bikes are geared specifically to cruise the flats and help ease you over the mountain.
- Our bikes come with a computer so you can track your miles. They also have an expandable rear rack pack to carry your stuff, and a water bottle that's yours to keep.
- Full van support to carry luggage - and tired cyclists, too!

- Special events like wine tastings and cultural visits as described in the trip itinerary.
- All tips and gratuities at tour hotels and group meals.
- Unique routes, marked with our signature chalk dust arrows that ensure you won't get lost. They also give you the freedom to travel at your own pace.
- Daily mileage options—for those folks who just can't get enough cycling, we'll suggest optional routes off our marked course.
- Detailed route map, and arrows that will lead you to hidden wonders on your bicycle ride.
- All the fun (and more) that you expect from your vacation.

WHAT'S NOT INCLUDED

- Transportation to and from the bicycling tour including airfare, or train travel
- Helmets - we ask that you bring your own to ensure the best fit
- Meals not listed in the itinerary
- Tour Leader gratuity

AFTER YOUR BICYCLE TOUR

- Deeply discounted tours with our "Re-Cycle Program." Your fifth tour with us will be discounted by 50% of the average price of your previous four tours; your tenth tour will be discounted by 100% of the average price of your previous nine tours!

 **LEVEL RATINGS**

Our itinerary descriptions provide daily mileage to help you determine if a bicycle tour is suited to your physical capabilities and interest. You'll also find a note about the trip's terrain on the "Tour Facts" page of each tour. The purpose of this page is to offer a general explanation of our rating categories.

BIKE TOURS 101

Perfect for people looking for mostly flat terrain, or those newer to cycling. Also great for families traveling with younger children (8—14).

- **Average daily mileage:** 50—57km (30 to 35 miles). Be sure to check the day by day itinerary description for the tour you are considering for specific mileages.
- **Terrain:** 101 tours offer flat to gently rolling terrain. You'll find specific information on the "Tour Facts" page of each itinerary where you see the tour rating.

BIKE TOURS 201

For riders who prefer a combination of flat and rolling terrain with moderate climbs on one or two days. An excellent compromise for friends who have diverse riding abilities.

- **Average daily mileage:** 50—57km (30 to 35 miles). Be sure to check the day by day itinerary description for the tour you are considering for specific mileages.
- **Terrain:** 201 tours feature mostly flat and rolling terrain with moderate climbs on one or two days where you might gain up to 2,000 feet. Some 201 tours may have some longer mileage days of up to 85 kms (50 miles) over fairly flat terrain. While others may have days of 30 - 45 kms (18—25 miles) with steeper climbs. You'll find specific information on the "Tour Facts" page of each itinerary where you see the tour rating.

BIKE TOURS 301

For riders who enjoy some climbing every day. These tours are best suited to intermediate level recreational riders. Fit beginners will likely do well but may want to shuttle on days with steeper climbs.

- **Average daily mileage:** 50 to 75 km (35—45 miles). Be sure to check the day by day itinerary description for the tour you are considering for specific mileages.
- **Terrain:** For 301 tours expect cumulative daily climbs of 1,500—2,000 feet and several days of climbing in excess of 3,000 feet. You might encounter some longer mileage 80—90 km (50-60 miles) days with rolling terrain. You'll find specific information on the "Tour Facts" page of each itinerary where you see the tour rating.

BIKE TOURS 401

For cyclists who love to climb (and descend)! If you haven't trained or are an inexperienced rider you will find these trips very challenging and will very likely need to shuttle regularly.

- **Average daily mileage:** 50 to 75 km (35—45 miles). Be sure to check the day by day itinerary description for the tour you are considering for specific mileages.
- **Terrain:** 401 tours are challenging. Expect the possibility of longer mileage days of 80 - 120 kms (50 to 70 miles) with rolling terrain, or some sustained hills for considerable distances - think mountain passes, or steeper (+5%) climbs that come with regularity and could be as long as 10 km (6+ miles). You will have gains of 1000 meters (3000 feet) on a third of the days. You'll find specific information on the "Tour Facts" page of each itinerary where you see the tour rating.

BIKE TOURS 501

Our ExpeditionPlus! tours designed for strong riders looking for the challenge of riding across countries or continents. Long daily mileages means limited van support so we recommended these tours for riders who feel confident that they can ride every mile.

- **Average daily mileage:** 120 km (75 miles). Be sure to check the day by day itinerary description for the tour you are considering for specific mileages.
- **Terrain:** Expect and be prepared for any and everything.

REMEMBER

It is almost always possible to adapt the day's ride to how you are feeling either by taking advantage of the support van, or asking tour leaders for additional mileage.

Need More Miles? On just about every day of every tour it is possible to add miles to the day. Just talk to your tour leader about the options.

Need Fewer Miles? If you aren't sure about your abilities or how much you want to ride remember the support van is available to offer snacks, encouragement, a lift over the next hill, or to the next hotel. You are on vacation and we're here to help make it perfect for you.

Chalk Dust Arrows. Remember, no matter what level of tour you choose ExperiencePlus! uses chalk dust arrows to mark our routes so riders can take the day at their own pace! Whether you prefer to stop at every gelateria, take a hundred photos a day, or push to achieve a new personal best you'll be happy on our tours.

WHAT TO EXPECT**BICYCLES**

Your bike comes with a pack for the rear rack, lock, cyclometer (bicycle computer), a spare tube and patch kit and pump. If you would like to bring your own pedals and shoes we recommend doing so—your tour leaders will install them during the bike fitting. We have flat pedals with or without cages and straps available. For safety and hygiene reasons you are responsible for bringing a helmet.

Daily Routine (Procedures and Logistics)**DAYSHEETS**

Each day you'll receive a daysheet with information on the day's activities, meals and ride. These also include Tour Leader phone numbers, hotel information and interesting historical and cultural information about sites that you may want to stop and see along the route. Your Tour Leaders will also post daily announcements in the hotel lobby with information about sightseeing in town or restaurant recommendations for dinners on your own as well as important information about breakfast, luggage down and "arrows down" time.

NAVIGATING ON TOUR

At breakfast each day we will make the "Master Route Map" available so you can highlight your map for the day's ride. Of course, we also mark the route every day with our signature chalk dust arrows. Our arrows make navigating very easy—you may never need to look at the map! The arrows also allow you to ride at your own pace. There is no need to "keep up" with the group—this is your ride!

But what if it rains? What happens to the arrows? In a light rain, the arrows actually "set up" and become more permanent. In a heavy rain, they do wash away. If that happens, we'll re-group to cycle together for those who want to continue cycling while those who prefer to stay dry can shuttle.

VAN SUPPORT

The van carries luggage and supports cyclists. It also has water, fruit and snacks. Though the van has snacks, we encourage you to stop and enjoy markets and find your own favorite local specialty.

HOTELS

We have carefully chosen all of our accommodations for their charm and location. They are typically small, family run hotels that offer you a glimpse into the local culture.

We prefer hotels near interesting sites in the center of town located along the best cycling route in the area. Because many of the hotels are small not all of the rooms will be

exactly the same. We keep this in mind and do our best to distribute rooms fairly by the end of the tour. Our itinerary lists our primary hotels. On rare occasions, listed hotels are subject to change.

MEALS AND RESTAURANTS

Breakfasts: we work hard to arrange complete breakfasts but some hotels still serve continental style breakfasts; cycling is energy intensive so we do recommend you plan for a morning or mid-morning snack on the road at a local café or market.

Water is OK in almost all hotels and in country fountains; if there is a problem, we will advise you.

We'll recommend lunch locations en route and most itineraries include a few group picnics. We limit the number of picnics so you don't feel pressured to be at a certain place in the middle of your ride.

Dinners together are often pre-planned and pre-ordered. We'll ask you if you have special dietary requirements. Pre-planned meals allow us to provide a variety of regional specialties and facilitate efficient service. Water, wine and beer are included.

TIPPING YOUR TOUR LEADER TEAM

If you feel your tour leader team has demonstrated great expertise and service, common practice within the travel industry is to tip. Tipping is voluntary and greatly appreciated, and gratuity amounts vary widely. Should you decide to leave a tip, as a guideline, we suggest 5% of the tour cost per traveler – this for the entire tour leader team, not each Tour Leader. If you'd like to show your gratitude for your Tour Leaders' excellent service you can give the tip to any member of the tour leader team, as they share it evenly. In order to avoid social tensions, we encourage you to tip as individuals and not as a group. If you feel your Tour Leaders did not quite meet your expectations, then we would like to know about it. You will also have the opportunity to leave your comments in our evaluation survey which we email to you after your trip.

PHOTOS

We'll be taking photos throughout the tour and we encourage you to do the same. Please note that we may use these for promotional purposes. Please inform us if you prefer images of you not be used. We realize that many of our travelers are great photographers and often people want to share photos after the trip. We'd love to see and share your photos from the tour with the world so if you don't mind the possibility of being famous (at least in the ExperiencePlus! world) send us a link to your tour photo gallery, or upload your favorite 20 - 30 pictures to your tour departure gallery - we'll send you the link to that online photo gallery in your final email!

CHECKLIST

TO DO TODAY!

Read through your Reservation Confirmation Email, it has important information to help you plan your trip!

- Check the date on your passport. The expiration date should extend three months past your date of return to your home country
- Complete the Customer Information Form online at www.experienceplus.com/travelinfo/tourcif
- Apply for trip cancellation/interruption insurance within 21 days of booking your tour. Find details at <http://www.experienceplus.com/assets/files/packingbicycle.pdf>
- Download the bicycle training program found on the Training Program Blog Page at www.experienceplus.com/training

3—6 MONTHS PRIOR TO DEPARTURE

- Reserve your flights after you know you have a confirmed tour departure. Please check with our office if you do not know if your trip is confirmed. As you make your plans refer to the Getting To and Away sent to you in your booking confirmation email it provides meeting times and the starting and ending hotels and shuttle information when applicable.
- Book your pre and post-tour hotel nights. Please refer to the Getting To and Away sheet you received in your Reservation Confirmation Email.
- 12 weeks before your tour begin your training program www.experienceplus.com/training.
- Final payment is due 90 days prior to the tour start. Please refer to your Deposit Payment Invoice and the Final Payment Reminder e-mail you have received for detailed instructions.

6 WEEKS—2 WEEKS PRIOR TO DEPARTURE

- Start reading one of the books or watching one of the movies from our Suggested Reading and Movie List which you'll find on the country page linked from the www.experienceplus.com/travelinfo page.
- Plan what you are going to pack and start packing! Refer to the Packing List on our website at www.experienceplus.com/assets/files/packingbicycle.pdf.
- We'll email your Hotel Itinerary information 30 days prior to departure.

DAY OF YOUR FLIGHT

Get as much sleep on the plane as you can. Pack your Getting To and Away information and one day of cycling gear in your carry-on. See you soon!