

Bicycle Tours in Austria: Bicycling Vienna to Prague

OVERVIEW



Explore Bohemia, the westernmost and largest historical region of the Czech lands in the present-day Czech Republic as of 1918. Bohemia is one of the prominent parts of the Holy Roman Empire and one of the richest parts of the Austrian Empire as you'll notice while cycling through its thick forests dotted with castles, chateaux and picturesque towns. This tour is all about pedaling off the beaten track.


Sound great? But you prefer a longer tour check out [Cycling the Danube Plus! the Czech Republic and Prague](#).

HIGHLIGHTS

Crossing the border into Czech Republic, Visit to the original Budweiser Budvar Brewery, Cycling along the Moldau river, Prague

TOUR FACTS

Tour Style	 Classic: Learn more about our Classic tours at https://www.experienceplus.com/tours/bike-tour-styles/classic-tours
Includes	9 days, 8 nights accommodation; meals as noted in itinerary; guided visits as described in itinerary.
Countries	Austria, Czech Republic
Begin/End	Vienna/Prague
Arrive/Depart	Vienna International Airport (VIE)/Václav Havel Airport Prague (PRG)
Total Distance	359km (221 miles)
Avg. Daily Distance	51km (31 miles) per riding day
Tour Level	
Keep in Mind	We work hard to maintain consistency across all of our tours, but some trips have unique differences. Here are some things to keep in mind about this tour. We use charming and modern hotels but A/C or fans may not always be available since they haven't been needed traditionally. Separated twin beds are rare in many places; instead there will be two mattresses together that sit on the same base.

Please Note: We may have small itinerary changes to this trip after you download this PDF document. If you have booked this trip and there are major changes, including changes to towns or activities, we'll email you directly. However, you should always be sure to refer to the  [online itinerary](#) for the most up-to-date trip information including arrival and departure tips before you depart for your trip:

<https://www.experienceplus.com/guided-bike-tours/austria/bicycling-vienna-prague>

Bicycle Tours in Austria: Bicycling Vienna to Prague

DATES & PRICES

Dates	Price	Single Supplement*
📅 Jun 21-29, 2023	📄 USD\$4350	📄 USD\$550
📅 Aug 9-17, 2023	📄 USD\$4350	📄 USD\$550
📅 Aug 23-31, 2023	📄 USD\$4350	📄 USD\$550

*We are happy to match solo travelers who would like to share a room with someone of the same gender. If no match exists, due to hotel pricing, we will charge 50% of the single supplement rate. This fee will be collected at the time of the final payment. If a roommate assignment is available this fee will be refunded at the conclusion of the tour.

DAILY RIDE SUMMARY

Day	Distance/Gain	Terrain	Day Level	Notes
1	Test ride			
2	29km / 91m (18mi / 300ft)	Gentle	▶▶▶▶▶	
3	44km / 219m (28mi / 718ft)	Gentle	▶▶▶▶▶	
4	61km / 745m (38mi / 2444ft)	Rolling hills	▶▶▶▶▶	
5	32km / 256m (20mi / 840ft)	Rolling hills	▶▶▶▶▶	
6	69km / 741m (43mi / 2430ft)	Rolling hills	▶▶▶▶▶	
7	61km / 675m (38mi / 2214ft)	Rolling hills	▶▶▶▶▶	
8	63km / 720m (39mi / 2362ft)	Rolling hills	▶▶▶▶▶	
9	Last day			

Bicycle Tours in Austria: **Bicycling Vienna to Prague**

ARRIVAL INFO

Meeting time around 6 p.m. (refer to the welcome note at the hotel's front desk) - on Day 1, meet your fellow cyclists and Tour Leaders at the Day 1 Hotel specified on your itinerary.

Note:

As you are planning, remember that the hotels listed in our itineraries are our primary hotels and are - in rare cases - subject to change. Before you make arrangements, **check with us** if your tour departure is guaranteed. If your tour departure is out further than 6 months, please also check with us as there might be slight changes to the itinerary.

The below information will help you plan your arrival. For more tips or other routes, you might like **Rome2Rio**. The fare and timing information listed below is approximate.

We recommend flying into the Vienna Airport (VIE).

From the Vienna Airport to the Day 1 Hotel

- Taxi (40 min/EUR 45 regular/EUR 35 pre-booked: <http://www.flughafentaxi-wien.at/>)
- **CAT** directly to Wien Mitte (16 min/EUR 11). Continue by metro U3 bound for Ottakring as described in point below (metro cost is separate, around EUR 4/5 min)
- Commuter train S7 (to Wien Mitte) and Metro U3 bound for Ottakring. Exit at Volkstheater and **walk 1 min** (40 min/EUR 5).

DEPARTURE INFO

Your trip ends on the final day after a guided tour of Prague, around 12 noon back at the hotel.

The below information will help you plan your arrival. For more tips or other routes, you might like **Rome2Rio**. The fare and timing information listed below is approximate.

We recommend flying out of Prague (PRG)

- Taxi from the Ending Hotel to the Airport (35 min/EUR 30)

Bicycle Tours in Austria: Bicycling Vienna to Prague

Welcome to Vienna!

Highlights Vienna

Your tour begins this evening with a welcome drink and a special dinner together. Arrive early to explore this amazing cultural capital. Vienna is the largest city in Austria and one of Europe's leading musical centers. It was first a Roman and Celtic settlement, but as the Austro-Hungarian Empire rose to prominence, magnificent Medieval and Baroque architecture became especially prevalent. Vienna is one of the great imperial cities of Europe.

Vienna

Highlights Guided tour of Vienna

Vienna has been home to legendary artistic and intellectual residents including Mozart, Beethoven and Sigmund Freud. Vienna is also known for its imperial palaces as well as mix of historic and contemporary buildings. We'll have a guided tour of this fabulous city to explore its artistic and architectural grandeur and to gain extra insight to the city's impressive history. This afternoon, we'll meet for a safety talk and you'll test your bikes with a ride along the Danube.

Vienna to Trebon, Czech Republic

Highlights Crossing into the Czech Republic, clock tower of Trebon, visit one of the oldest breweries in the Czech Republic

We begin the day with a shuttle to the Austrian town of Gmünd. Pick up lunch in the charming town center before you pedal across the border into the Czech Republic! The ride takes you through gentle farmland passing through tiny Czech villages and dense forests. Our hotel tonight is located inside the ancient city walls of Trebon. Trebon is famous for its brewery which dates back to 1379. Take a spin around some of the Trebon pond system, a part of the UNESCO World Network of Biosphere Reserves, climb the 16th century clock tower, or visit the majestic Trebon Castle. Be sure to enjoy the local specialty, a sweet wafer, but save room for dinner together tonight at our favorite local restaurant.

DAY 1: Wed, Jun 21st

Meals Dinner

Lodging  Hotel 25Hours at MuseumsQuartier

DAY 2: Thu, Jun 22nd

Distance 29 km (18 mi)

Gain 91 m (300 ft)

Terrain Gentle

Level 

Meals Breakfast

Lodging  Hotel 25Hours at MuseumsQuartier

DAY 3: Fri, Jun 23rd

Distance 44 km (28 mi)

Gain 219 m (718 ft)

Terrain Gentle

Level 

Meals Breakfast, Dinner

Lodging  Hotel Zlata Hvezda Trebon

Bicycle Tours in Austria: Bicycling Vienna to Prague

Trebon to Cesky Krumlov

Highlights Guided tour of Cesky Krumlov, UNESCO World Heritage castle

Today we will make our way to Cesky Krumlov, one of the Czech Republic's most beautiful cities. Cesky Krumlov is situated in a meander of the longest river in the Czech Republic, the Vltava River. Our hotel is in the main square of this historic city center, structured around the UNESCO World Heritage Site, the Cesky castle. The castle was originally built in the 1200's by the main branch of the Bohemian noble Rosenberg family, a hugely influential family in Czech medieval history from the 13th century until 1611. This evening we'll enjoy a guided walk through town.

DAY 4: Sat, Jun 24th

Distance 61 km (38 mi)

Gain 745 m (2444 ft)

Terrain Rolling hills

Level 

Meals Breakfast

Lodging  Hotel Grand - Cesky Krumlov

Cesky Krumlov to Ceske Budejovice

Highlights Scenic bike path along the river; Visit to the original Budvar Brewery

Today we will leave Cesky Krumlov and enjoy pedaling through scenic rural pastures before we connect with the Vltava river. We will follow a bike path along this tranquil river to our destination for the evening, Ceske Budejovice, the capital city of Bohemia. Famous for its beer first brewed in the 13th century, brewing remains a major industry in Ceske Budejovice. We will visit the Budvar Brewery which some say Budweiser beer was brewed to imitate.

DAY 5: Sun, Jun 25th

Distance 32 km (20 mi)

Gain 256 m (840 ft)

Terrain Rolling hills

Level 

Meals Breakfast

Lodging  Hotel Budweis

Ceske Budejovice to Tabor

Highlights Hluboká Castle

We will follow the bike path along the Vltava River out of Ceske Budejovice today and then pedal through lush green forests and small villages on our way to Tabor, which earned its notoriety as home to the most radical wing of the Hussite movement in the 15th century. Perched on a steep hillside surrounded by dense forest, the streets of Tabor are beautiful and vibrant. Take a stroll through the stunning main square. We'll enjoy dinner together tonight.

DAY 6: Mon, Jun 26th

Distance 69 km (43 mi)

Gain 741 m (2430 ft)

Terrain Rolling hills

Level 

Meals Breakfast, Dinner

Lodging  Hotel Nautilus



Bicycle Tours in Austria: **Bicycling Vienna to Prague**

Tabor to Konopiste

Highlights Wonderful ride through the countryside, spa hotel

Today we pedal through peaceful pastureland. Take a break under the shade of wild apple trees for a quick snack or to capture a picture of the scenic back country roads leading us to our destination for the night near the Konopiste Castle. Play some golf at the largest golf resort in the Czech Republic or enjoy the many amenities of the hotel spa this evening before seeing the Konopiste Castle tomorrow, famous for having been the last residence of Archduke Franz Ferdinand of Austria, heir to the Austro-Hungarian throne, whose assassination in Sarajevo triggered World War I.

DAY 7: Tue, Jun 27th

Distance 61 km (38 mi)

Gain 675 m (2214 ft)

Terrain Rolling hills

Level 

Meals Breakfast, Dinner

Lodging  [Golf Resort Konopišt?](#)

Konopiste to Prague

Highlights Cycling along the Moldau river, Prague

A stunning start to the day as we pedal through Konopiste Castle's park where you'll have a chance to visit this impressive castle if you wish. Then we will pedal until our route converges with the Moldau river. A riverside bike path will take us peacefully right into the Czech Republic's capital city of Prague, and the final destination for the tour. Prague, sometimes called "the City of a Hundred Spires," is known for its Old Town Square in the heart of its historic center. Take a stroll around the city and enjoy its colorful Baroque buildings, Gothic churches and the medieval Astronomical Clock, which gives an animated show hourly.

DAY 8: Wed, Jun 28th

Distance 63 km (39 mi)

Gain 720 m (2362 ft)

Terrain Rolling hills

Level 

Meals Breakfast, Dinner

Lodging  [Hotel Leon D' Oro](#)

Farewell!

Highlights Guided tour of Prague

We'll say good-bye after our guided tour of Prague this morning. Stick around though because Prague deserves a few extra days to visit sites, shop, and hear some great music. No matter what you decide to do next, thanks for cycling with us!

DAY 9: Thu, Jun 29th

Meals Breakfast

INCLUDED**BEFORE YOU LEAVE**

- Tour planning tips on what to bring, what to leave home, and what you might like to read before your trip.
- Bicycle Tour Training program designed specifically for your tour rating by renowned cycling coach, Joe Friel.
- Assistance with flights, trains and booking extra nights at your starting and ending tour hotels.
- A complimentary gift of your choice

ON YOUR BICYCLE TOUR

- Superb tour leaders who are great fun and also bilingual, bicultural experts, and avid cyclists. They're experienced to help you navigate confidently on and off the road.
- Comfortable lodging in 3-4 star hotels located in or near the town square with easy access to your favorite café (bar, gelato, espresso) of the day, always with a private bath.
- All breakfasts & at least half of your dinners each featuring multi-courses, fresh, seasonal specialties and wine or beer. See specific tour information for details.
- On many tours we also have 1 or 2 lunches—see specific tour itineraries for details.
- Use of a high quality bike—a Titanium road bike, hybrid, or an aluminum tandem in Continental Europe. For tours in South America, Scotland and Ireland we have aluminum frames. All of our bikes are geared specifically to cruise the flats and help ease you over the mountain.
- Our bikes come with a computer so you can track your miles. They also have an expandable rear rack pack to carry your stuff, and a water bottle that's yours to keep.
- Full van support to carry luggage - and tired cyclists, too!

- Special events like wine tastings and cultural visits as described in the trip itinerary.
- All tips and gratuities at tour hotels and group meals.
- Unique routes, marked with our signature chalk dust arrows that ensure you won't get lost. They also give you the freedom to travel at your own pace.
- Daily mileage options—for those folks who just can't get enough cycling, we'll suggest optional routes off our marked course.
- Detailed route map, and arrows that will lead you to hidden wonders on your bicycle ride.
- All the fun (and more) that you expect from your vacation.

WHAT'S NOT INCLUDED

- Transportation to and from the bicycling tour including airfare, or train travel
- Helmets - we ask that you bring your own to ensure the best fit
- Meals not listed in the itinerary
- Tour Leader gratuity

AFTER YOUR BICYCLE TOUR

- Deeply discounted tours with our "Re-Cycle Program." Your fifth tour with us will be discounted by 50% of the average price of your previous four tours; your tenth tour will be discounted by 100% of the average price of your previous nine tours!

 **LEVEL RATINGS**

Our itinerary descriptions provide daily mileage to help you determine if a bicycle tour is suited to your physical capabilities and interest. You'll also find a note about the trip's terrain on the "Tour Facts" page of each tour. The purpose of this page is to offer a general explanation of our rating categories.

BIKE TOURS 101

Perfect for people looking for mostly flat terrain, or those newer to cycling. Also great for families traveling with younger children (8—14).

- **Average daily mileage:** 50—57km (30 to 35 miles). Be sure to check the day by day itinerary description for the tour you are considering for specific mileages.
- **Terrain:** 101 tours offer flat to gently rolling terrain. You'll find specific information on the "Tour Facts" page of each itinerary where you see the tour rating.

BIKE TOURS 201

For riders who prefer a combination of flat and rolling terrain with moderate climbs on one or two days. An excellent compromise for friends who have diverse riding abilities.

- **Average daily mileage:** 50—57km (30 to 35 miles). Be sure to check the day by day itinerary description for the tour you are considering for specific mileages.
- **Terrain:** 201 tours feature mostly flat and rolling terrain with moderate climbs on one or two days where you might gain up to 2,000 feet. Some 201 tours may have some longer mileage days of up to 85 kms (50 miles) over fairly flat terrain. While others may have days of 30 - 45 kms (18—25 miles) with steeper climbs. You'll find specific information on the "Tour Facts" page of each itinerary where you see the tour rating.

BIKE TOURS 301

For riders who enjoy some climbing every day. These tours are best suited to intermediate level recreational riders. Fit beginners will likely do well but may want to shuttle on days with steeper climbs.

- **Average daily mileage:** 50 to 75 km (35—45 miles). Be sure to check the day by day itinerary description for the tour you are considering for specific mileages.
- **Terrain:** For 301 tours expect cumulative daily climbs of 1,500—2,000 feet and several days of climbing in excess of 3,000 feet. You might encounter some longer mileage 80—90 km (50-60 miles) days with rolling terrain. You'll find specific information on the "Tour Facts" page of each itinerary where you see the tour rating.

BIKE TOURS 401

For cyclists who love to climb (and descend)! If you haven't trained or are an inexperienced rider you will find these trips very challenging and will very likely need to shuttle regularly.

- **Average daily mileage:** 50 to 75 km (35—45 miles). Be sure to check the day by day itinerary description for the tour you are considering for specific mileages.
- **Terrain:** 401 tours are challenging. Expect the possibility of longer mileage days of 80 - 120 kms (50 to 70 miles) with rolling terrain, or some sustained hills for considerable distances - think mountain passes, or steeper (+5%) climbs that come with regularity and could be as long as 10 km (6+ miles). You will have gains of 1000 meters (3000 feet) on a third of the days. You'll find specific information on the "Tour Facts" page of each itinerary where you see the tour rating.

BIKE TOURS 501

Our ExpeditionPlus! tours designed for strong riders looking for the challenge of riding across countries or continents. Long daily mileages means limited van support so we recommended these tours for riders who feel confident that they can ride every mile.

- **Average daily mileage:** 120 km (75 miles). Be sure to check the day by day itinerary description for the tour you are considering for specific mileages.
- **Terrain:** Expect and be prepared for any and everything.

REMEMBER

It is almost always possible to adapt the day's ride to how you are feeling either by taking advantage of the support van, or asking tour leaders for additional mileage.

Need More Miles? On just about every day of every tour it is possible to add miles to the day. Just talk to your tour leader about the options.

Need Fewer Miles? If you aren't sure about your abilities or how much you want to ride remember the support van is available to offer snacks, encouragement, a lift over the next hill, or to the next hotel. You are on vacation and we're here to help make it perfect for you.

Chalk Dust Arrows. Remember, no matter what level of tour you choose ExperiencePlus! uses chalk dust arrows to mark our routes so riders can take the day at their own pace! Whether you prefer to stop at every gelateria, take a hundred photos a day, or push to achieve a new personal best you'll be happy on our tours.

WHAT TO EXPECT**BICYCLES**

Your bike comes with a pack for the rear rack, lock, cyclometer (bicycle computer), a spare tube and patch kit and pump. If you would like to bring your own pedals and shoes we recommend doing so—your tour leaders will install them during the bike fitting. We have flat pedals with or without cages and straps available. For safety and hygiene reasons you are responsible for bringing a helmet.

Daily Routine (Procedures and Logistics)**DAYSHEETS**

Each day you'll receive a daysheet with information on the day's activities, meals and ride. These also include Tour Leader phone numbers, hotel information and interesting historical and cultural information about sites that you may want to stop and see along the route. Your Tour Leaders will also post daily announcements in the hotel lobby with information about sightseeing in town or restaurant recommendations for dinners on your own as well as important information about breakfast, luggage down and "arrows down" time.

NAVIGATING ON TOUR

At breakfast each day we will make the "Master Route Map" available so you can highlight your map for the day's ride. Of course, we also mark the route every day with our signature chalk dust arrows. Our arrows make navigating very easy—you may never need to look at the map! The arrows also allow you to ride at your own pace. There is no need to "keep up" with the group—this is your ride!

But what if it rains? What happens to the arrows? In a light rain, the arrows actually "set up" and become more permanent. In a heavy rain, they do wash away. If that happens, we'll re-group to cycle together for those who want to continue cycling while those who prefer to stay dry can shuttle.

VAN SUPPORT

The van carries luggage and supports cyclists. It also has water, fruit and snacks. Though the van has snacks, we encourage you to stop and enjoy markets and find your own favorite local specialty.

HOTELS

We have carefully chosen all of our accommodations for their charm and location. They are typically small, family run hotels that offer you a glimpse into the local culture.

We prefer hotels near interesting sites in the center of town located along the best cycling route in the area. Because many of the hotels are small not all of the rooms will be

exactly the same. We keep this in mind and do our best to distribute rooms fairly by the end of the tour. Our itinerary lists our primary hotels. On rare occasions, listed hotels are subject to change.

MEALS AND RESTAURANTS

Breakfasts: we work hard to arrange complete breakfasts but some hotels still serve continental style breakfasts; cycling is energy intensive so we do recommend you plan for a morning or mid-morning snack on the road at a local café or market.

Water is OK in almost all hotels and in country fountains; if there is a problem, we will advise you.

We'll recommend lunch locations en route and most itineraries include a few group picnics. We limit the number of picnics so you don't feel pressured to be at a certain place in the middle of your ride.

Dinners together are often pre-planned and pre-ordered. We'll ask you if you have special dietary requirements. Pre-planned meals allow us to provide a variety of regional specialties and facilitate efficient service. Water, wine and beer are included.

TIPPING YOUR TOUR LEADER TEAM

If you feel your tour leader team has demonstrated great expertise and service, common practice within the travel industry is to tip. Tipping is voluntary and greatly appreciated, and gratuity amounts vary widely. Should you decide to leave a tip, as a guideline, we suggest 5% of the tour cost per traveler – this for the entire tour leader team, not each Tour Leader. If you'd like to show your gratitude for your Tour Leaders' excellent service you can give the tip to any member of the tour leader team, as they share it evenly. In order to avoid social tensions, we encourage you to tip as individuals and not as a group. If you feel your Tour Leaders did not quite meet your expectations, then we would like to know about it. You will also have the opportunity to leave your comments in our evaluation survey which we email to you after your trip.

PHOTOS

We'll be taking photos throughout the tour and we encourage you to do the same. Please note that we may use these for promotional purposes. Please inform us if you prefer images of you not be used. We realize that many of our travelers are great photographers and often people want to share photos after the trip. We'd love to see and share your photos from the tour with the world so if you don't mind the possibility of being famous (at least in the ExperiencePlus! world) send us a link to your tour photo gallery, or upload your favorite 20 - 30 pictures to your tour departure gallery - we'll send you the link to that online photo gallery in your final email!

CHECKLIST

TO DO TODAY!

Read through your Reservation Confirmation Email, it has important information to help you plan your trip!

- Check the date on your passport. The expiration date should extend three months past your date of return to your home country
- Complete the Customer Information Form online at www.experienceplus.com/travelinfo/tourcif
- Apply for trip cancellation/interruption insurance within 21 days of booking your tour. Find details at <http://www.experienceplus.com/assets/files/packingbicycle.pdf>
- Download the bicycle training program found on the Training Program Blog Page at www.experienceplus.com/training

3—6 MONTHS PRIOR TO DEPARTURE

- Reserve your flights after you know you have a confirmed tour departure. Please check with our office if you do not know if your trip is confirmed. As you make your plans refer to the Getting To and Away sent to you in your booking confirmation email it provides meeting times and the starting and ending hotels and shuttle information when applicable.
- Book your pre and post-tour hotel nights. Please refer to the Getting To and Away sheet you received in your Reservation Confirmation Email.
- 12 weeks before your tour begin your training program www.experienceplus.com/training.
- Final payment is due 90 days prior to the tour start. Please refer to your Deposit Payment Invoice and the Final Payment Reminder e-mail you have received for detailed instructions.

6 WEEKS—2 WEEKS PRIOR TO DEPARTURE

- Start reading one of the books or watching one of the movies from our Suggested Reading and Movie List which you'll find on the country page linked from the www.experienceplus.com/travelinfo page.
- Plan what you are going to pack and start packing! Refer to the Packing List on our website at www.experienceplus.com/assets/files/packingbicycle.pdf.
- We'll email your Hotel Itinerary information 30 days prior to departure.

DAY OF YOUR FLIGHT

Get as much sleep on the plane as you can. Pack your Getting To and Away information and one day of cycling gear in your carry-on. See you soon!