

## Bicycle Tours in Italy: **Bicycling Venice to Florence**

### OVERVIEW



Romance, art, history, and great food come together on our most popular trip for beginning cyclists. From the canals of Venice, the cycle-friendly streets of Ferrara and the early Christian mosaics of Ravenna to the Renaissance architecture of Florence, this tour features seven days of pedaling through the heart of Italian culture and cuisine. Along the way you'll visit the Malpezzi-Price family farm for a picnic lunch and walk through the vineyards, discover colorful ceramics in Faenza, and enjoy gourmet meals in Emilia-Romagna - Italy's foremost pasta region.


\*\*\*Extend this bicycle tour 4 more days. Click to view our [Bike Across Italy: Venice to Pisa tour](#).\*\*\*

### HIGHLIGHTS

Venice, Lunch at ExperiencePlus! Headquarters, Guided visit Florence, Ravenna, Ceramics of Faenza, Comacchio, Lunch at an agriturismo, Ferrara, Olive oil tasting

### TOUR FACTS

<b>Tour Style</b>	 Classic: Learn more about our Classic tours at <a href="https://www.experienceplus.com/tours/bike-tour-styles/classic-tours">https://www.experienceplus.com/tours/bike-tour-styles/classic-tours</a>
<b>Includes</b>	8 days, 7 nights accommodation; meals as noted in itinerary; guided walk of Florence; and the usual (see below).
<b>Countries</b>	Italy
<b>Begin/End</b>	Venice-Lido/Florence
<b>Arrive/Depart</b>	Venice Marco Polo Airport (VCE) / Florence Airport (FLR)
<b>Total Distance</b>	365 km (225 miles)
<b>Avg. Daily Distance</b>	60 km (37 miles) per riding day
<b>Tour Level</b>	 Our most popular tour for cyclists of all levels.
<b>Keep in Mind</b>	We work hard to maintain consistency across all of our tours, but some trips have unique differences. Here are some things to keep in mind about this tour. We recommend you make your museum reservations in advance. Find more information on how to go about here.

**Please Note:** We may have small itinerary changes to this trip after you download this PDF document. If you have booked this trip and there are major changes, including changes to towns or activities, we'll email you directly. However, you should always be sure to refer to the  [online itinerary](#) for the most up-to-date trip information including arrival and departure tips before you depart for your trip:

<https://www.experienceplus.com/guided-bike-tours/italy/bicycling-venice-florence>

## Bicycle Tours in Italy: **Bicycling Venice to Florence**

### DATES & PRICES

Dates	Price	Single Supplement*
☞ May 1-8, 2022	☞ USD\$4195	☞ USD\$550
☞ May 15-22, 2022	☞ USD\$4195	☞ USD\$550
☞ May 29-Jun 5, 2022	☞ USD\$4195	☞ USD\$550
☞ Jun 19-26, 2022	☞ USD\$4195	☞ USD\$550
☞ Aug 21-28, 2022	☞ USD\$4195	☞ USD\$550
☞ Sep 11-18, 2022	☞ USD\$4195	☞ USD\$550
☞ Sep 25-Oct 2, 2022	☞ USD\$4195	☞ USD\$550

\*We are happy to match solo travelers who would like to share a room with someone of the same gender. If no match exists, due to hotel pricing, we will charge 50% of the single supplement rate. This fee will be collected at the time of the final payment. If a roommate assignment is available this fee will be refunded at the conclusion of the tour.

### DAILY RIDE SUMMARY

Day	Distance/Gain	Terrain	Day Level	Notes
1	Test ride			
2	73km / 269m (46mi / 882ft)	Gentle	▶▶▶▶▶	
3	76km / 309m (48mi / 1014ft)	Gentle	▶▶▶▶▶	
4	52km / 137m (33mi / 449ft)	Gentle	▶▶▶▶▶	
5	63km / 209m (39mi / 686ft)	Gentle	▶▶▶▶▶	
6	64km / 1261m (40mi / 4137ft)	Very hilly	▶▶▶▶▶	Shorter optional ride available
7	41km / 510m (26mi / 1673ft)	Hilly	▶▶▶▶▶	
8	Last day			

## Bicycle Tours in Italy: **Bicycling Venice to Florence**

### ARRIVAL INFO

**Meeting time 2 p.m. - on Day 1, meet your fellow cyclists and Tour Leaders at the Day 1 Hotel specified on the itinerary.**

**Note:**

As you are planning, remember that the hotels listed in our itineraries are our primary hotels and are - in rare cases - subject to change. Before you make arrangements, **check with us** if your tour departure is guaranteed. If your tour departure is out further than 6 months, please also check with us as there might be slight changes to the itinerary.

The below information will help you plan your arrival. For more tips or other routes, you might like [Rome2Rio](#). The fare and timing information listed below is approximate.

**We recommend flying into the Venice Marco Polo Airport (VCE)**

1. Vaporetto (water shuttle) to the Hotel on the Lido (Lido S.M.E.) (1 hour, EUR 15); cash or a chip and pin credit card needed to purchase the vaporetto ticket at the kiosk. You may hire a private water taxi instead (30 min, EUR 100-150, agree on a price before boarding or book online [www.venicelink.com](http://www.venicelink.com) or [www.watertaxisvenice.com](http://www.watertaxisvenice.com))
2. Taxi from the Lido dock to the hotel (less than 5 min, EUR 8-10)

If you arrive at Venezia Santa Lucia train station:

- Water Bus Line 5.1 (40 min, EUR 7.50). This is a smaller boat and takes the Canale della Giudecca
- Or: Water Bus Line 1 (1 hour, EUR 7.50). This is a bigger boat and takes the scenic route through Canal Grande

### DEPARTURE INFO

**Your trip ends on the final day after a guided walk of Florence (9 a.m. to 12:30 p.m.), which ends by the Cathedral of Santa Maria del Fiore, 5 minutes from the Uffizi and all sights. We will not visit the inside of any buildings or museums on this walk.**

The below information will help you plan your departure. For more tips or other routes, you might like [Rome2Rio](#). We recommend flying out of Florence (FLR)

- Taxi from the ending hotel to the airport (20 min, EUR 20-25)

## Bicycle Tours in Italy: **Bicycling Venice to Florence**

### Tour begins in Venice, Italy

**Highlights** The Lido of Venice, dinner at a trattoria

Welcome to Venezia! Try to arrive a few days early to explore this incredible city before we set off cycling towards Florence. We meet at our hotel overlooking the Lido of Venice for an afternoon bike fitting, followed by an introductory aperitif before walking to a small trattoria for dinner on the Lido.

### DAY 1: Sun, Sep 11th

**Level** 

**Meals** Dinner

**Lodging**  Biasutti Hotel

### Bicycle Venice to Po River Delta

**Highlights** Venetian lagoon, fishing villages, bicycle along the Po Delta

The Lidos of Venice and Pellestrina protect the Venetian lagoon from the Adriatic Sea. Today, you'll follow these natural levees as you pedal your way south via flat roads, ferries, and quaint fishing villages. Along your way to Chioggia, stop for lunch in one of the charming villages as you pedal southwest towards San Martino di Venezze.

### DAY 2: Mon, Sep 12th

**Distance** 73 km (46 mi)

**Gain** 269 m (882 ft)

**Terrain** Gentle

**Level** 

**Meals** Breakfast, Dinner

**Lodging**  Agriturismo Corte Carezzabella

### San Martino di Venezze to Ferrara

**Highlights** Bicycle along the Po River, bicycle capital of Italy--Ferrara

Enjoy a day of leisurely riding all the way to the Renaissance city of Ferrara. Along the way we will stop at Fratta Polesine to visit Villa Badoer, here you will quickly see why this architectural feat is a UNESCO World Heritage Site. Villa Badoer was designed in 1554 by Andrea Palladio, who is widely considered as one of the most influential architects in the West. The entrance into Ferrara is spectacular. You will ride directly under the finest example of Renaissance walls remaining in Italy to discover other highlights of this UNESCO World Heritage town including many palaces of the Este court from the 14th and 15th century.

### DAY 3: Tue, Sep 13th

**Distance** 76 km (48 mi)

**Gain** 309 m (1014 ft)

**Terrain** Gentle

**Level** 

**Meals** Breakfast

**Lodging**  Hotel Carlton

## Bicycle Tours in Italy: **Bicycling Venice to Florence**

### Ravenna

**Highlights** Comacchio, lunch at farm cooperative, mosaics of Ravenna

This morning we will shuttle to the nearby lagoon town of Comacchio, this old port town was once more famous than Venice. We encourage you to visit the museum that features a Roman boat and stroll around the canals, we'll journey across the "valleys of Comacchio", through the Po Delta's rich bird habitats. Then it's on to the Anita di Argenta where we'll stop at a local agriturismo (farm cooperative), to enjoy a lunch of local specialties including homegrown vegetables, homemade ricotta and eels. We'll then ride a short distance to Ravenna, the last capital of the Western Roman Empire and home to more early-Christian mosaics than any other city in Western Europe. Spend the afternoon exploring this city's great history as your hotel is walking distance from all the highlights including: Dante's Tomb, the mosaics of San Vitale, Sant'Apollinare Nuovo, and the Mausoleum of Galla Placidia.

### Ravenna to Faenza

**Highlights** Picnic lunch at ExperiencePlus! Headquarters and family farm, ceramics of Faenza

We'll head west from Ravenna today, stopping at "the farm" for a light lunch together. "The farm" is our European headquarters and is located on land that Paola Malpezzi-Price's (Co-founder of ExperiencePlus!) family has cultivated for more than 100 years. We continue on to Faenza, where we visit a local ceramist who will introduce us to traditional Faenza designs.

### Over the Apennines

**Highlights** Olive oil tasting, bicycle the Apennine Mountains, small mountain villages

We head into the Apennines today. We will pass through the medieval village of Brisighella for an olive oil tasting in one of Italy's most unique olive oil producing areas and then we'll then begin climbing (easily at first!) over the Apennines. Enjoy the varying scenery as it changes dramatically when you leave the plains and enter the mountains. Just before we reach the toughest part of our climb to Ronta, there is a conveniently located train station which allows you to jump on or keep pedaling to your destination!

### DAY 4: Wed, Sep 14th

**Distance** 52 km (33 mi)

**Gain** 137 m (449 ft)

**Terrain** Gentle

**Level** 

**Meals** Breakfast, Lunch

**Lodging**  Palazzo Galletti Abbiosi Hotel

### DAY 5: Thu, Sep 15th

**Distance** 63 km (39 mi)

**Gain** 209 m (686 ft)

**Terrain** Gentle

**Level** 

**Meals** Breakfast, Lunch

**Lodging**  Hotel Vittoria

### DAY 6: Fri, Sep 16th

**Distance** 64 km (40 mi)

**Gain** 1261 m (4137 ft)

**Terrain** Very Hilly

**Level** 

**Meals** Breakfast, Dinner

**Lodging**  Hotel La Rosa

## Bicycle Tours in Italy: **Bicycling Venice to Florence**

### Fiesole and Florence

**Highlights** Fiesole and its Etruscan ruins, Renaissance Florence, Uffizi Gallery

There's a small climb this morning to Vetta le Croci, then it's all downhill to the ancient Etruscan city of Fiesole, where you'll enjoy a great view of Florence rising from the valley floor. We'll ride into town together, and the rest of the afternoon is yours to explore this capital of Renaissance Italy. Our hotel lies on the banks of the Arno River, close to the Uffizi Gallery. This evening we'll enjoy a farewell dinner together to say good bye to those departing tomorrow.

### DAY 7: Sat, Sep 17th

**Distance** 41 km (26 mi)

**Gain** 510 m (1673 ft)

**Terrain** Hilly

**Level** 

**Meals** Breakfast, Dinner

**Lodging**  Hotel Plaza Lucchesi

### Guided walk of Florence, Italy

**Highlights** Guided walk of Florence, end of trip

After a buffet breakfast in the hotel, we'll take a guided walk of Florence ending at 12:30 p.m. Please consider this timing if you'd like to make reservations to see Michelangelo's David at the Accademia, Botticelli's Birth of Venus and the other masterpieces of the Uffizi Gallery today. By purchasing your tickets ahead of time, you can avoid lines at the galleries. Whatever you do we hope you enjoyed your bicycling vacation!

### DAY 8: Sun, Sep 18th

**Meals** Breakfast

**INCLUDED****WHAT'S INCLUDED**

When you book a tour with ExperiencePlus! our goal is to ensure your only focus each day is to hop on your bike and explore scenic cycling routes in new destinations. Inclusions may differ depending on which tour style you pick but all ExperiencePlus! tours include the three most important aspects of a guided bike tour.

- Superb tour leaders who are fun and multilingual, bi-cultural experts, and cycling enthusiasts. They will support you and help you navigate confidently on and off the road.
- High quality bikes selected for the terrain you are cycling on and correct bike fitting to ensure comfortable cycling. More details on our [bikes page](#).
- Thoughtfully designed itineraries and routes that take advantage of stunning cycling destinations and the freedom of bicycle travel.

**PRE-TRIP SUPPORT**

- Bicycle training programs designed specifically for your tour and fitness level.
- Planning tips on what to pack, hotel recommendations and other helpful details from our [Travel Planning Pages](#).
- A gift of your choice (cycling jerseys, socks, or a t-shirt) as our way of saying thanks for choosing ExperiencePlus!
- \*Traveler services including assistance booking extra nights at the tour starting and ending hotels. (\*Not included on Explorer Tours.)

**ON TOUR**

- See "What's Included" on your tour Itinerary for tour-specific inclusions.

**BICYCLES**

For a full list of what's included with your bike see [Our Bikes page](#). If you would like to bring your own pedals and shoes we recommend doing so. On Explorer tours we include a GPS device on all bikes. We ask that you bring your own helmet to ensure the best fit. Please ask if you would like us to provide you with a gently used helmet and we will do so.

**NAVIGATING, DAYSHEETS AND VAN SUPPORT:**

Each day you'll receive a daily briefing with a highlighted route map and daysheet (print or digital) that includes information on the day's activities, meals and ride. Daily information also includes Tour Leader phone numbers, hotel information and interesting historical and cultural information.

You'll receive a highlighted route map each day or a briefing with the GPS tracks. On Classic, Bike and Boat, Spotlight and Expedition tours we also navigate using our signature chalk dust arrows. Our arrows make navigating very easy—you may never need to look at the map. On Explorer tours the terrain and destinations are not always conducive to using chalk arrows so we'll ride as a group or you can navigate on your own with the GPS tracks.

Before each tour we offer the opportunity to download GPS tracks of most tour routes to your personal GPS device or smartphone using RideWithGPS.com. We do not provide GPS tracks for tours in South America.

On tour you will have a support van providing water and snack resupply, mechanical assistance, a lift for tired cyclists, and luggage transfers. On some itineraries the van will not be able to follow sections of the route that stray from the road for example onto cycling paths.

**Need More Miles?** On many days it is possible to add miles to the day, just talk to your tour leader about your options.

**Need Fewer Miles?** If you aren't sure about your abilities or how much you want to ride remember the support van is available to offer snacks, encouragement, a lift over the next hill, or to the next hotel. You are on vacation and we're here to help make it perfect for you.

**TIPPING YOUR TOUR LEADER TEAM:**

If you feel your tour leader team has demonstrated great expertise and service, common practice within the travel industry is to tip. Tipping is voluntary and greatly appreciated, and gratuity amounts vary widely. Should you decide to leave a tip, as a guideline, we suggest 5% of the tour cost per traveler – this is for the entire tour leader team, not each tour leader. You can give the tip to any member of the tour leader team, as they share it evenly. In order to avoid social tensions, we encourage you to tip as individuals and not as a group. If you feel your tour leaders did not quite meet your expectations, please let us know. \*Tips are included in Expedition pricing.

**PHOTOS:**

By reserving space on tour, you agree that ExperiencePlus! may use, re-use and reproduce any images, photos or videos sent to us, or taken by our guides or travelers free of charge and without your right to inspection. If you do not want us to use any images of you on tour, you must inform your tour leader in writing at the start of the tour.

**STYLES** **OUR TOUR STYLES**

We realize that one size does not fit all and there are as many ways to travel by bike as there are different types of cyclists and travelers. No matter what you are looking for in a cycling vacation, we have a tour with just the right pace for you.

**Classic Tours:** Dream of traveling through a region by bike? then our Classic style bike tours are for you! Our unique chalk arrows lead the way as you explore small villages and world-class cities while traveling at your own pace.

- Tour Length: 7-15 days
- Hotels: 3-4 stars, most itineraries include at least one two-night stay at the same hotel.
- Road Type: Pavement, bike paths.
- Multi-night Stays: Occasionally
- Navigation: Chalk Arrows
- Price: \$\$\$
- Tour Levels: 1-4.5

**Explorer Tours:** Travel further off the beaten path - we let the destination dictate where we ride, not the road surface.

- Tour Length: 7-8 days
- Hotels: 2-3 stars, occasional multi-night stays at the same hotel.
- Road Type: 30-50% gravel or hard-packed dirt, the rest pavement.
- Multi-night Stays: Occasionally
- Navigation: Group riding and GPS
- Price: \$\$
- Tour Levels: 1-4

**Spotlight Tours:** Multi-nights stays, loop rides, choose from a selection of activities or enjoy hotel amenities during your free time.

- Tour Length: 6-7 days
- Hotels: 3-5 stars, typically 3-nights spent in one hotel and 2-nights in the other.
- Road Type: Pavement
- Multi-night Stays: Min 2 night stays
- Navigation: Chalk Arrows
- Price: \$\$\$
- Tour Levels: 1-4

**Bike and Boat Tours:** Spend days cycling and your evenings relaxing on a private boat as you cruise to your next port.

- Tour Length: 7-8 days, some itineraries have land-based extensions available.
- Barge/Boat: 3-4 star, same cabin for the entire boat trip.
- Road Type: Pavement
- Navigation: Chalk Arrows
- Price: \$\$\$
- Tour Levels: 1-4

**Expedition Tours:** Multi-week tours where you spend long days on the bike with the added satisfaction of pedaling across multiple countries.

- Tour Length: 15-40 days
- Hotels: 2-4 stars, typically there is a 2-night hotel stay every 5-7 days.
- Road Type: Pavement with occasional hard-packed dirt or gravel.
- Multi-night Stays: On rest days
- Navigation: Chalk Arrows
- Price: \$\$\$
- Tour Levels: 4-5



**LEVELS**

We know that travelers have different cycling abilities and preferences for the number of miles, elevation gain, and type of terrain they want on a bicycle tour. We have rated each day of our tours on a scale of 1-5. We then look at the average day rating so you can select the perfect level of cycling you want for your trip. We recommend looking at the daily summary on the PDF and Website Itinerary to see details about each day's ride.

### Level 1 - 1.5

This day will be mostly flat and the distance will rarely exceed 30 km. Level 1 - 1.5 tours are suitable for beginner cyclists, those traveling by bicycle for the first time, or multi-generational groups with a desire for a nice and easy bike tour with plenty of opportunities to stop and enjoy the scenery.

- **Average daily mileage:** 15-30km. Be sure to check the day by day itinerary description for the tour you are considering for specific mileages.
- **Terrain:** Mostly flat with occasional gentle climbs at a grade of less than 3%, that are sustained for a maximum of 3km. There might be a steeper but short climb.

### LEVEL 2 - 2.5

This day is ideal for riders newer to bicycle touring looking for a bit of a challenge, or for individuals who desire shorter days on the bike. On average, level 2 - 2.5 bike tours will ride 30-50 km per day on mostly rolling terrain.

- **Average daily mileage:** 30-50km. Be sure to check the day by day itinerary description for the tour you are considering for specific mileages.
- **Terrain:** Mostly rolling terrain around 3%. Presents multiple 3% to 4% climbs. May present an occasional steeper climb.

### LEVEL 3 - 3.5

Level 3 - 3.5 tours are for active individuals (who run, bike, swim etc. on a regular basis) with the desire to cover longer daily distances on the bicycle. These tours are a great workout when you're riding as you will average 50-70 km daily with total gain of 2,000-2,800 ft. There will be multiple 4-6% climbs throughout the tour.

- **Average daily mileage:** 50-70km. Be sure to check the day by day itinerary description for the tour you are considering for specific mileages.
- **Terrain:** Multiple Climbs with grades of 4 - 6%.

### LEVEL 4 - 4.5

Level 4 - 4.5 tours are for passionate cyclists or very active individuals. This level tour is great for cyclists looking to stay in shape and pedal hard as they travel across regions or countries. Level 4 - 4.5 tours cover 70-90km daily with 2,800-3,600 ft of gain. Cyclists on a level 4 - 4.5 bicycle tour can expect multiple climbs; some climbs might be short and steep (6-8% for 1-3 km) while others may be sustained (6+ km) at a 4-6% grade.

- **Average daily mileage:** 70-90km. Be sure to check the day by day itinerary description for the tour you are considering for specific mileages.
- **Terrain:** Presents multiple steep climbs (6% to 8% grades), 1 to 3km long. Alternatively, 4 - 6% grades for 6 kilometers or more.

### LEVEL 5 (EXPEDITIONPLUS!)

Our ExpeditionPlus! tours designed for strong riders looking for the challenge of riding across countries or continents. Long daily mileages mean limited van support so we recommend these tours for riders who feel confident that they can ride every mile.

- **Average daily mileage:** 120 km (75 miles). Be sure to check the day by day itinerary description for the tour you are considering for specific mileages.
- **Terrain:** Expect and be prepared for any and everything.

### REMEMBER

You'll find all of the details including mileage, elevation gain, terrain and level for each day of the itinerary to help you better understand what to expect from your tour on each day's description.

## CHECKLIST

### TO DO ONCE YOU'VE BOOKED!

- Read through your Reservation Confirmation Email, it has important information to help you plan your trip!
- Check the date on your passport. The expiration date should extend three months past your date of return to your home country.
- Complete the Customer Information Form:  
<https://www.experienceplus.com/blog/travel-planning/customer-information-form/>
- We recommend you take out travel insurance. Find details  
at <https://www.experienceplus.com/blog/travel-planning/travel-insurance/>
- Download the bicycle training program: <https://www.experienceplus.com/blog/travel-planning/bicycle-tour-training/>
- Peruse our country-specific Travel Planning Pages: <https://www.experienceplus.com/blog/travel-planning/>

### 6 TO 3 MONTHS PRIOR TO TOUR START DATE

- Review the arrival and departure information under the "Travel Information" tab on the itinerary page of the website. You will find the meeting place and time, and other important information to help you plan.
- If your tour includes a complimentary ExperiencePlus! Shuttle make your reservations now.
- Reserve your flights. Only if you have confirmation that your trip is a guaranteed. (If you aren't sure check with our office to find out if your trip is guaranteed.)
- Book any extra hotel nights if you are arriving early or staying after the tour.
- Begin your bicycle training program.
- Final payment is due 90 days (120 days for Bike & Barge/Boat tours) prior to the tour start. Please refer to your Deposit Payment Invoice and the Final Payment Reminder e-mail you have received for detailed instructions.

### 6 TO 2 WEEKS PRIOR TO TOUR START DATE

- Start reading one of the books or watching one of the movies from our Reading and Movie List you'll find on the country-specific Travel Planning Pages: <https://www.experienceplus.com/blog/travel-planning/>.
- Review the Packing Lists on our website at: <https://www.experienceplus.com/blog/travel-planning/packing/>
- We'll email your Hotel Itinerary, the Participant Roster, names and contact information of your Tour Leaders and other important departure information about 2 weeks prior to your tour start date.

### DAY OF YOUR FLIGHT

Get as much sleep on the plane as you can. Pack one day of cycling gear in your carry-on just in case. See you soon!