

## Bicycle Tours in Germany: Cycling Copenhagen to Berlin

### OVERVIEW



A Northern European tour extraordinaire, cycling from one vibrant city to another, both renowned for their urban cycling culture among other things, our new Copenhagen to Berlin cycling tour promises to be a winner. Spend four days in Denmark, pedaling across some of the country's quintessential islands and along the Baltic Sea before traversing it to reach the "Continent." Connecting some of the most important trading towns of the Hanseatic League which from 1400-1800 dominated the trade routes and economies of the Baltic countries. Our ride in Germany touches upon several important cities including Hamburg which considers itself a trendsetter for the rest of Germany (perhaps all of Europe), and Lübeck (home of the Hanseatic League), Potsdam, and finishes with Berlin!

If this sounds great but you prefer a shorter tour, check out our [Cycling Copenhagen to Hamburg](#) or [Cycling Hamburg to Berlin](#) tours.

### HIGHLIGHTS

Copenhagen and its cycling path network, Beaches along the Baltic, Lübeck - UNESCO World Heritage Site, Best marzipan in the world, Guided tour of Hamburg harbor, The Iron Curtain, Birding opportunities, Potsdam's Sanssouci Palace

### TOUR FACTS

<b>Tour Style</b>	 Classic: Learn more about our Classic tours at <a href="https://www.experienceplus.com/tours/bike-tour-styles/classic-tours">https://www.experienceplus.com/tours/bike-tour-styles/classic-tours</a>
<b>Includes</b>	14 days, 13 nights' accommodation; meals as noted in itinerary; ferry crossings, guided tours of Hamburg and Berlin; and the usual (see below).
<b>Countries</b>	Denmark, Germany
<b>Begin/End</b>	Copenhagen / Berlin
<b>Arrive/Depart</b>	Copenhagen (CPH) / Berlin (BER)
<b>Total Distance</b>	651 km (407 miles)
<b>Avg. Daily Distance</b>	59 km (37 miles) per riding day
<b>Tour Level</b>	
<b>Keep in Mind</b>	We work hard to maintain consistency across all of our tours, but some trips have unique differences. Here are some things to keep in mind about this tour. We use charming and modern hotels but A/C or fans may not always be available since they haven't been needed traditionally. Read more on the use of air conditioning in Europe here. Separated twin beds are rare in many places; instead there will be two mattresses together that sit on the same base.

**Please Note:** We may have small itinerary changes to this trip after you download this PDF document. If you have booked this trip and there are major changes, including changes to towns or activities, we'll email you directly. However, you should always be sure to refer to the  [online itinerary](#) for the most up-to-date trip information including arrival and departure tips before you depart for your trip:

<https://www.experienceplus.com/guided-bike-tours/germany/bicycling-copenhagen-to-berlin>

### Bicycle Tours in Germany: Cycling Copenhagen to Berlin

#### DATES & PRICES

Dates	Price	Single Supplement*
📅 Jul 15-28, 2023	💰 USD\$6795	💰 USD\$650

\*We are happy to match solo travelers who would like to share a room with someone of the same gender. If no match exists, due to hotel pricing, we will charge 50% of the single supplement rate. This fee will be collected at the time of the final payment. If a roommate assignment is available this fee will be refunded at the conclusion of the tour.

#### DAILY RIDE SUMMARY

Day	Distance/Gain	Terrain	Day Level	Notes
1	Test ride			
2	79km / 203m (49mi / 666ft)	Gentle	➤➤➤➤➤	
3	58km / 346m (36mi / 1135ft)	Gentle	➤➤➤➤➤	
4	39km / 343m (24mi / 1125ft)	Gentle	➤➤➤➤➤	
5	69km / 656m (43mi / 2152ft)	Gentle	➤➤➤➤➤	
6	50km / 249m (31mi / 817ft)	Gentle	➤➤➤➤➤	
7	69km / 364m (43mi / 1194ft)	Gentle	➤➤➤➤➤	
8	Rest day			
9	71km / 422m (44mi / 1384ft)	Gentle	➤➤➤➤➤	
10	55km / 408m (34mi / 1338ft)	Gentle	➤➤➤➤➤	
11	69km / 298m (43mi / 977ft)	Gentle	➤➤➤➤➤	
12	58km / 222m (36mi / 728ft)	Gentle	➤➤➤➤➤	
13	40km / 271m (25mi / 889ft)	Gentle	➤➤➤➤➤	
14	Last day			

## Bicycle Tours in Germany: Cycling Copenhagen to Berlin

### ARRIVAL INFO

**Meeting time 1:15 p.m. - on Day 1, meet your fellow cyclists and Tour Leaders at the Day 1 Hotel specified on the itinerary.**

**Note:**

As you are planning, remember that the hotels listed in our itineraries are our primary hotels and are - in rare cases - subject to change. Before you make arrangements, [check with us](#) if your tour departure is guaranteed. If your tour departure is out further than 6 months, please also check with us as there might be slight changes to the itinerary.

The below information will help you plan your arrival. For more tips or other routes, you might like [Rome2Rio](#). The fare and timing information listed below is approximate.

We recommend flying into the Copenhagen Airport (CPH).

#### From the Copenhagen Airport to the Day 1 Hotel

1. Metro to Norreport station (15 min/DKK 36; we recommend using the ticket machines, credit card only)
2. [walk](#) from Norreport station Day 1 Hotel (7 mins)
3. Or Taxi from the airport to the hotel (20 min/DKK 250-300)

### DEPARTURE INFO

**Your trip ends on the final day after the city tour around 1 p.m. back at the hotel.**

We recommend you plan your homebound flight for the next day

The below information will help you plan your departure. For more tips or other routes, you might like [Rome2Rio](#).

Your closest departure airport is Berlin Brandenburg Airport (BER).

There is a variety of options available to get to the airport, and you should check how long your chosen option takes as the trip length can vary from 1 to 1.5 hours total. You may check the public transit [BVG website](#) or ask the hotel about departing.

#### From the ending hotel to the BER Airport

- Taxi (30min/EUR 50)

or

- Public transportation:
  - [Walk](#) or take a taxi to Alexanderplatz (10 min/EUR 10)
  - Regional trains RE7, RB14 and other lines (25 min/EUR 4).
  - **Note:** Many ticket-machines are cash only. Remember to validate your ticket at one of the red boxes on the platform. Not all stations have escalators, so you might prefer a taxi.

## Bicycle Tours in Germany: Cycling Copenhagen to Berlin

### Welcome to Copenhagen

**Highlights** Copenhagen considered the "most livable city and bike capital of the world"

The Danes are well known for their love of cycling and cities all around the world are now trying to emulate their bicycling success. It really is a biking heaven with over 390 kilometers (241 miles) of designated bike lanes. The world also looks to Copenhagen for the latest innovations in design, architecture, fashion and savors the extraordinary culinary revolution that has taken place here over the last decade. Enjoy an avant-garde Danish welcome dinner tonight.

### South Zealand

**Highlights** Kalvebod Fælled, Mosede Fort & Beach, Køge oldest half-timbered house in Denmark

Leave Copenhagen on one of its many extraordinary bike paths to the Kalvebod Fælled nowadays one of the biggest recreational areas around Copenhagen. Stop for lunch in Køge, a century old market town with an impressive medieval section surrounding the central square which is home to the oldest dated half-timbered house in Denmark. Continue cycling south, past Stevens Klint to our hotel on the Baltic beach of Rødvig.

### The southern edge of Zealand

**Highlights** Præstø Fjord and town, Baroque mansion of Nysø, and Vordinborg

Continue pedaling south to Præstø Fjord and stop to view the famous Nysø Mansion, one of Denmark's first and finest examples of baroque architecture overlooking the Fjord. Gather picnic supplies in the small town of Præstø which began as a merchant village in the 14th Century. Keep cycling over small country roads to our hotel in Vordinborg.

### DAY 1: Sat, Jun 3rd

**Meals** Dinner

**Lodging**  Hotel Kong Arthur

### DAY 2: Sun, Jun 4th

**Distance** 79 km (49 mi)

**Gain** 203 m (666 ft)

**Terrain** Gentle

**Level** 

**Meals** Breakfast, Dinner

**Lodging**  Hotel Klinten

### DAY 3: Mon, Jun 5th

**Distance** 58 km (36 mi)

**Gain** 346 m (1135 ft)

**Terrain** Gentle

**Level** 

**Meals** Breakfast

**Lodging**  Hotel Kong Valdemar

## Bicycle Tours in Germany: Cycling Copenhagen to Berlin

### Southern Seeland to Oldenburg continuing to Bad Malente

**Highlights** 4 different modes of transportation - walk, train that goes on the ferry, and bike!

A short walk to the nearby train station gets you going this morning-you'll travel on the iconic Berlin-Copenhagen line which goes directly onto the ferry to cross the Fehmarn Belt to enter Germany. Continue by train across the Fehmarn Sund bridge to the town of Oldenburg where you'll switch modes of transportation to hop on your bike and pedal to our two night stay in this German lakes region. Enjoy your first night in Germany with some bratwurst and beer!

### DAY 4: Tue, Jun 6th

**Distance** 39 km (24 mi)

**Gain** 343 m (1125 ft)

**Terrain** Gentle

**Level** 

**Meals** Breakfast

**Lodging**  Hotel Dieksee

### Loop ride in "Holstein Switzerland"

**Highlights** Loop ride, rolling countryside and lakes, Plön

Your loop ride today is in this area of Germany, nicknamed "Holstein Switzerland" since it has some hills. In the 19th century it was very fashionable to go to Switzerland for vacations. We're not sure it quite fits its moniker as the highest "mountain" is only 550 feet! Pedal through an ever-changing landscape of the Young Drift moraines formed during the last ice age. Small woods alternate rapidly with hedged, arable fields and the terrain is characterized by its many lakes nestle amongst low hills. Enjoy Plön and its castle, or, for those not wanting to bike today, relax in town or at the hotel.

### DAY 5: Wed, Jun 7th

**Distance** 69 km (43 mi)

**Gain** 656 m (2152 ft)

**Terrain** Gentle

**Level** 

**Meals** Breakfast, Dinner

**Lodging**  Hotel Dieksee

### Bad Malente to Lübeck

**Highlights** Lübeck - Queen of the Hanseatic

You'll bid farewell to the Baltic today. Ride along the beach and enjoy the waterfront of the Timmendorfer Strand before heading southwest inland to Lübeck. Before entering town, catch a free bike shuttle bus that takes you through the Herrentunnel underneath the Trave river. Lübeck is referred to as the Queen of Hanseatic cities. Its extensive Brick Gothic architecture is listed by UNESCO as a World Heritage Site. And make sure you enjoy Lübeck's beloved delicacy - one of the best marzipan's in the world made by Niederegger.

### DAY 6: Thu, Jun 8th

**Distance** 50 km (31 mi)

**Gain** 249 m (817 ft)

**Terrain** Gentle

**Level** 

**Meals** Breakfast

**Lodging**  Atlantic Hotel Lübeck

## Bicycle Tours in Germany: Cycling Copenhagen to Berlin

### Lübeck to Hamburg

**Highlights** Free and Hanseatic City, "Gateway to the world"

"The gateway to the world" might be a bold claim, but Germany's second-largest city and largest port (despite being located on a river 100 km from the coast) has never been shy. Hamburg has engaged in business with the world ever since it joined the Hanseatic League back in the Middle Ages, and this "harbourpolis" is now the nation's premier media hub and its wealthiest city. We'll enjoy a special dinner this evening with riders who are doing the Hamburg to Berlin stage of the ride.

### DAY 7: Fri, Jun 9th

**Distance** 69 km (43 mi)

**Gain** 364 m (1194 ft)

**Terrain** Gentle

**Level** 

**Meals** Breakfast, Dinner

**Lodging**  [Hotel Henri](#)

### Hamburg

**Highlights** Guided harbor cruise of the Hamburg Port

Enjoy a harbor cruise this morning and some free time to visit some of the local attractions like the impressive Rathaus (city hall) or one of the museums in the newly popular warehouse district. Or perhaps you'd like some shopping in the main streets around the train station, or a stroll along the Alster River and harbor to see the bustle.

### DAY 8: Sat, Jun 10th

**Terrain** Gentle

**Level** 

**Meals** Breakfast

**Lodging**  [Hotel Henri](#)

### Hamburg to Lüneburg

**Highlights** Storybook German brick gothic town Lüneburg, town hall

Take a ferry out of Daily Hamburg and find yourself transported to another world - the "Alte Land" a rural paradise famous for its orchards. As the landscape changes we'll ride through the Lüneburg Heath, a nature reserve, on our way to Lüneburg town whose prosperity for centuries came from its salt. The town sat upon a massive salt dome which was mined, sold/traded throughout Northern Europe. Though salt is no longer the primary economic driver, Lüneburg has more than that going for it. For instance our hotel is the location for the German TV series, "Red Roses". Stroll around and enjoy this fairy tale setting.

### DAY 9: Sun, Jun 11th

**Distance** 71 km (44 mi)


**Gain** 422 m (1384 ft)

**Terrain** Gentle

**Level** 

**Meals** Breakfast

**Lodging**  [Hotel Altes Kaufhaus](#)



## Bicycle Tours in Germany: Cycling Copenhagen to Berlin

### Lüneburg to Hitzacker and shuttle to Tangermünde

**Highlights** Elbe River, Iron Curtain, Baroque gardens at our lodging

Today's ride follows the Elbe river along a natural area of the Lower Saxony Elbtalau. With such a picturesque landscape it's difficult to imagine that you are traveling along the Iron Curtain. We'll regather in Hitzacker and take a 1.45-hour shuttle to the final destination of the day, Tangermünde. Our hotel for the night is the former residence of the emperor of Tangermünde, the castle's unforgettable charm casts a spell on all who visit. Enjoy the pool or spa this afternoon.

### DAY 10: Mon, Jun 12th

**Distance** 55 km (34 mi)

**Gain** 408 m (1338 ft)

**Terrain** Gentle

**Level** 

**Meals** Breakfast, Dinner

**Lodging**  **Schloss Hotel**  
Tangermünde

### Tangermünde to Brandenburg

**Highlights** Elbe valley - bird watching

You will continue riding along the Elbe valley, a paradise for bird watchers because its extensive alluvial flats offer perfect conditions for a wide variety of birds. After crossing the Elbe by ferry we will be heading toward the next river, the Havel. Actually, it is more of a series of lakes rather than a river that you will be following as you enter the town of Brandenburg.

### DAY 11: Tue, Jun 13th

**Distance** 69 km (43 mi)

**Gain** 298 m (977 ft)

**Terrain** Gentle

**Level** 

**Meals** Breakfast, Dinner

**Lodging**  **Hotel Sorat**  
Brandenburg

### Brandenburg to Potsdam

**Highlights** Havel River Bike Path, Sanssouci Palace and Park

Today you will follow bike paths along the Havel River to the final destination for the day, Potsdam. This was the royal residence for Prussian kings and the German Kaiser until 1918. The palace's name Sans Souci, translates to "without concerns". King Frederick set-up his summer residence here in the 18th century to relax and escape the spectacle of the Berlin court. You'll pedal through the city's impressive park itself to reach our hotel in the center of town. Take the rest of the day to enjoy the town, its many palaces, and parks.

### DAY 12: Wed, Jun 14th

**Distance** 58 km (36 mi)

**Gain** 222 m (728 ft)

**Terrain** Gentle

**Level** 

**Meals** Breakfast, Dinner

**Lodging**  **Hotel Brandenburger**  
Tor

## Bicycle Tours in Germany: Cycling Copenhagen to Berlin

### Potsdam to Berlin

**Highlights** Cycle to our final destination: Unified Berlin

Today we cycle to our final destination and Germany's largest city, Berlin. Our route will take us across the bridge of spies, through the Grunewald, past the Olympia Stadium of 1936, and along bike paths to the Victory Column, through the Tiergarten Park to the Brandenburg Gate and back on bike paths to the Reichstag!

### DAY 13: Thu, Jun 15th

**Distance** 40 km (25 mi)

**Gain** 271 m (889 ft)

**Terrain** Gentle

**Level** 

**Meals** Breakfast, Dinner

**Lodging**  Capri by Fraser Berlin

### Berlin

**Highlights** Berlin guided visit

Your cycling adventure is complete, but we will spend our last morning together with a guided visit through the city. Once we finish our tour back at the hotel at around 1 p.m., we hope you have a bit more time to spend in one of Europe's most cosmopolitan cities. It offers a little of everything for its many visitors -- Happy travels! If you must depart, we recommend you book your home bound flight for the next day as most international flights leave in the morning.

### DAY 14: Fri, Jun 16th

**Meals** Breakfast



**INCLUDED****BEFORE YOU LEAVE**

- Tour planning tips on what to bring, what to leave home, and what you might like to read before your trip.
- Bicycle Tour Training program designed specifically for your tour rating by renowned cycling coach, Joe Friel.
- Assistance with flights, trains and booking extra nights at your starting and ending tour hotels.
- A complimentary gift of your choice

**ON YOUR BICYCLE TOUR**

- Superb tour leaders who are great fun and also bilingual, bicultural experts, and avid cyclists. They're experienced to help you navigate confidently on and off the road.
- Comfortable lodging in 3-4 star hotels located in or near the town square with easy access to your favorite café (bar, gelato, espresso) of the day, always with a private bath.
- All breakfasts & at least half of your dinners each featuring multi-courses, fresh, seasonal specialties and wine or beer. See specific tour information for details.
- On many tours we also have 1 or 2 lunches—see specific tour itineraries for details.
- Use of a high quality bike—a Titanium road bike, hybrid, or an aluminum tandem in Continental Europe. For tours in South America, Scotland and Ireland we have aluminum frames. All of our bikes are geared specifically to cruise the flats and help ease you over the mountain.
- Our bikes come with a computer so you can track your miles. They also have an expandable rear rack pack to carry your stuff, and a water bottle that's yours to keep.
- Full van support to carry luggage - and tired cyclists, too!

- Special events like wine tastings and cultural visits as described in the trip itinerary.
- All tips and gratuities at tour hotels and group meals.
- Unique routes, marked with our signature chalk dust arrows that ensure you won't get lost. They also give you the freedom to travel at your own pace.
- Daily mileage options—for those folks who just can't get enough cycling, we'll suggest optional routes off our marked course.
- Detailed route map, and arrows that will lead you to hidden wonders on your bicycle ride.
- All the fun (and more) that you expect from your vacation.

**WHAT'S NOT INCLUDED**

- Transportation to and from the bicycling tour including airfare, or train travel
- Helmets - we ask that you bring your own to ensure the best fit
- Meals not listed in the itinerary
- Tour Leader gratuity

**AFTER YOUR BICYCLE TOUR**

- Deeply discounted tours with our "Re-Cycle Program." Your fifth tour with us will be discounted by 50% of the average price of your previous four tours; your tenth tour will be discounted by 100% of the average price of your previous nine tours!

**LEVEL RATINGS**

Our itinerary descriptions provide daily mileage to help you determine if a bicycle tour is suited to your physical capabilities and interest. You'll also find a note about the trip's terrain on the "Tour Facts" page of each tour. The purpose of this page is to offer a general explanation of our rating categories.

**BIKE TOURS 101**

Perfect for people looking for mostly flat terrain, or those newer to cycling. Also great for families traveling with younger children (8—14).

- **Average daily mileage:** 50—57km (30 to 35 miles). Be sure to check the day by day itinerary description for the tour you are considering for specific mileages.
- **Terrain:** 101 tours offer flat to gently rolling terrain. You'll find specific information on the "Tour Facts" page of each itinerary where you see the tour rating.

**BIKE TOURS 201**

For riders who prefer a combination of flat and rolling terrain with moderate climbs on one or two days. An excellent compromise for friends who have diverse riding abilities.

- **Average daily mileage:** 50—57km (30 to 35 miles). Be sure to check the day by day itinerary description for the tour you are considering for specific mileages.
- **Terrain:** 201 tours feature mostly flat and rolling terrain with moderate climbs on one or two days where you might gain up to 2,000 feet. Some 201 tours may have some longer mileage days of up to 85 kms (50 miles) over fairly flat terrain. While others may have days of 30 - 45 kms (18—25 miles) with steeper climbs. You'll find specific information on the "Tour Facts" page of each itinerary where you see the tour rating.

**BIKE TOURS 301**

For riders who enjoy some climbing every day. These tours are best suited to intermediate level recreational riders. Fit beginners will likely do well but may want to shuttle on days with steeper climbs.

- **Average daily mileage:** 50 to 75 km (35—45 miles). Be sure to check the day by day itinerary description for the tour you are considering for specific mileages.
- **Terrain:** For 301 tours expect cumulative daily climbs of 1,500—2,000 feet and several days of climbing in excess of 3,000 feet. You might encounter some longer mileage 80—90 km (50-60 miles) days with rolling terrain. You'll find specific information on the "Tour Facts" page of each itinerary where you see the tour rating.

**BIKE TOURS 401**

For cyclists who love to climb (and descend)! If you haven't trained or are an inexperienced rider you will find these trips very challenging and will very likely need to shuttle regularly.

- **Average daily mileage:** 50 to 75 km (35—45 miles). Be sure to check the day by day itinerary description for the tour you are considering for specific mileages.
- **Terrain:** 401 tours are challenging. Expect the possibility of longer mileage days of 80 - 120 kms (50 to 70 miles) with rolling terrain, or some sustained hills for considerable distances - think mountain passes, or steeper (+5%) climbs that come with regularity and could be as long as 10 km (6+ miles). You will have gains of 1000 meters (3000 feet) on a third of the days. You'll find specific information on the "Tour Facts" page of each itinerary where you see the tour rating.

**BIKE TOURS 501**

Our ExpeditionPlus! tours designed for strong riders looking for the challenge of riding across countries or continents. Long daily mileages means limited van support so we recommended these tours for riders who feel confident that they can ride every mile.

- **Average daily mileage:** 120 km (75 miles). Be sure to check the day by day itinerary description for the tour you are considering for specific mileages.
- **Terrain:** Expect and be prepared for any and everything.

**REMEMBER**

It is almost always possible to adapt the day's ride to how you are feeling either by taking advantage of the support van, or asking tour leaders for additional mileage.

**Need More Miles?** On just about every day of every tour it is possible to add miles to the day. Just talk to your tour leader about the options.

**Need Fewer Miles?** If you aren't sure about your abilities or how much you want to ride remember the support van is available to offer snacks, encouragement, a lift over the next hill, or to the next hotel. You are on vacation and we're here to help make it perfect for you.

**Chalk Dust Arrows.** Remember, no matter what level of tour you choose ExperiencePlus! uses chalk dust arrows to mark our routes so riders can take the day at their own pace! Whether you prefer to stop at every gelateria, take a hundred photos a day, or push to achieve a new personal best you'll be happy on our tours.

**WHAT TO EXPECT****BICYCLES**

Your bike comes with a pack for the rear rack, lock, cyclometer (bicycle computer), a spare tube and patch kit and pump. If you would like to bring your own pedals and shoes we recommend doing so—your tour leaders will install them during the bike fitting. We have flat pedals with or without cages and straps available. For safety and hygiene reasons you are responsible for bringing a helmet.

**Daily Routine (Procedures and Logistics)****DAYSHEETS**

Each day you'll receive a daysheet with information on the day's activities, meals and ride. These also include Tour Leader phone numbers, hotel information and interesting historical and cultural information about sites that you may want to stop and see along the route. Your Tour Leaders will also post daily announcements in the hotel lobby with information about sightseeing in town or restaurant recommendations for dinners on your own as well as important information about breakfast, luggage down and "arrows down" time.

**NAVIGATING ON TOUR**

At breakfast each day we will make the "Master Route Map" available so you can highlight your map for the day's ride. Of course, we also mark the route every day with our signature chalk dust arrows. Our arrows make navigating very easy—you may never need to look at the map! The arrows also allow you to ride at your own pace. There is no need to "keep up" with the group—this is your ride!

But what if it rains? What happens to the arrows? In a light rain, the arrows actually "set up" and become more permanent. In a heavy rain, they do wash away. If that happens, we'll re-group to cycle together for those who want to continue cycling while those who prefer to stay dry can shuttle.

**VAN SUPPORT**

The van carries luggage and supports cyclists. It also has water, fruit and snacks. Though the van has snacks, we encourage you to stop and enjoy markets and find your own favorite local specialty.

**HOTELS**

We have carefully chosen all of our accommodations for their charm and location. They are typically small, family run hotels that offer you a glimpse into the local culture.

We prefer hotels near interesting sites in the center of town located along the best cycling route in the area. Because many of the hotels are small not all of the rooms will be

exactly the same. We keep this in mind and do our best to distribute rooms fairly by the end of the tour. Our itinerary lists our primary hotels. On rare occasions, listed hotels are subject to change.

**MEALS AND RESTAURANTS**

Breakfasts: we work hard to arrange complete breakfasts but some hotels still serve continental style breakfasts; cycling is energy intensive so we do recommend you plan for a morning or mid-morning snack on the road at a local café or market.

Water is OK in almost all hotels and in country fountains; if there is a problem, we will advise you.

We'll recommend lunch locations en route and most itineraries include a few group picnics. We limit the number of picnics so you don't feel pressured to be at a certain place in the middle of your ride.

Dinners together are often pre-planned and pre-ordered. We'll ask you if you have special dietary requirements. Pre-planned meals allow us to provide a variety of regional specialties and facilitate efficient service. Water, wine and beer are included.

**TIPPING YOUR TOUR LEADER TEAM**

If you feel your tour leader team has demonstrated great expertise and service, common practice within the travel industry is to tip. Tipping is voluntary and greatly appreciated, and gratuity amounts vary widely. Should you decide to leave a tip, as a guideline, we suggest 5% of the tour cost per traveler – this for the entire tour leader team, not each Tour Leader. If you'd like to show your gratitude for your Tour Leaders' excellent service you can give the tip to any member of the tour leader team, as they share it evenly. In order to avoid social tensions, we encourage you to tip as individuals and not as a group. If you feel your Tour Leaders did not quite meet your expectations, then we would like to know about it. You will also have the opportunity to leave your comments in our evaluation survey which we email to you after your trip.

**PHOTOS**

We'll be taking photos throughout the tour and we encourage you to do the same. Please note that we may use these for promotional purposes. Please inform us if you prefer images of you not be used. We realize that many of our travelers are great photographers and often people want to share photos after the trip. We'd love to see and share your photos from the tour with the world so if you don't mind the possibility of being famous (at least in the ExperiencePlus! world) send us a link to your tour photo gallery, or upload your favorite 20 - 30 pictures to your tour departure gallery - we'll send you the link to that online photo gallery in your final email!

## CHECKLIST

### TO DO TODAY!

Read through your Reservation Confirmation Email, it has important information to help you plan your trip!

- Check the date on your passport. The expiration date should extend three months past your date of return to your home country
- Complete the Customer Information Form online at [www.experienceplus.com/travelinfo/tourcif](http://www.experienceplus.com/travelinfo/tourcif)
- Apply for trip cancellation/interruption insurance within 21 days of booking your tour. Find details at <http://www.experienceplus.com/assets/files/packingbicycle.pdf>
- Download the bicycle training program found on the Training Program Blog Page at [www.experienceplus.com/training](http://www.experienceplus.com/training)

### 3—6 MONTHS PRIOR TO DEPARTURE

- Reserve your flights after you know you have a confirmed tour departure. Please check with our office if you do not know if your trip is confirmed. As you make your plans refer to the Getting To and Away sent to you in your booking confirmation email it provides meeting times and the starting and ending hotels and shuttle information when applicable.
- Book your pre and post-tour hotel nights. Please refer to the Getting To and Away sheet you received in your Reservation Confirmation Email.
- 12 weeks before your tour begin your training program [www.experienceplus.com/training](http://www.experienceplus.com/training).
- Final payment is due 90 days prior to the tour start. Please refer to your Deposit Payment Invoice and the Final Payment Reminder e-mail you have received for detailed instructions.

### 6 WEEKS—2 WEEKS PRIOR TO DEPARTURE

- Start reading one of the books or watching one of the movies from our Suggested Reading and Movie List which you'll find on the country page linked from the [www.experienceplus.com/travelinfo](http://www.experienceplus.com/travelinfo) page.
- Plan what you are going to pack and start packing! Refer to the Packing List on our website at [www.experienceplus.com/assets/files/packingbicycle.pdf](http://www.experienceplus.com/assets/files/packingbicycle.pdf).
- We'll email your Hotel Itinerary information 30 days prior to departure.

### DAY OF YOUR FLIGHT

Get as much sleep on the plane as you can. Pack your Getting To and Away information and one day of cycling gear in your carry-on. See you soon!