

## Bicycle Tours in Slovenia: Cycling the Lakes of Austria and Slovenia Plus! Ljubljana

### OVERVIEW



This cycling tour has you border hopping through Austria, Slovenia and also features a quick jaunt to Italy for lunch. We'll experience the fascinating influences of Slavic, German and Italian cultures. Join us to relish alpine landscapes with a hint of the Mediterranean. We'll bicycle along idyllic alpine lakes in Austria's Carinthia region and northern Slovenia. Quiet roads and river paths lead us through picturesque villages, traditional farmhouses, imposing medieval castles and cozy hotels. We'll introduce you to several of Europe's most overlooked and pleasant cities, including Villach and Slovenia's capital Ljubljana, a true gem.

\*\*\*If this sounds great but you prefer a shorter tour - check out our [Cycling the Lakes of Austria and Slovenia](#) which features the first 8 days of this itinerary.\*\*\*

### HIGHLIGHTS

Tarvisio, Lake Faak, Orientation walk of Ljubljana, Kranj, Lake Ossiach, Drava river path , Klagenfurt, Villach, Lake Bled, Border hopping between Austria, Slovenia, Julian Alps, Triglav Mountain, Savica waterfall, Lake Worth

### TOUR FACTS

<b>Tour Style</b>	 Classic: Learn more about our Classic tours at <a href="https://www.experienceplus.com/tours/bike-tour-styles/classic-tours">https://www.experienceplus.com/tours/bike-tour-styles/classic-tours</a>
<b>Includes</b>	11 days, 10 nights' accommodation; meals as noted in itinerary; and the usual (see below).
<b>Countries</b>	Austria, Slovenia
<b>Begin/End</b>	Klagenfurt, Austria / Ljubljana, Slovenia
<b>Arrive/Depart</b>	Klagenfurt Airport (KLU), Vienna International Airport (VIE), Munich Airport (MUC), Ljubljana Jože Pučnik Airport (LJU/LJLJ)
<b>Total Distance</b>	383 - 401 km (236 - 248 miles)
<b>Avg. Daily Distance</b>	48 - 50 km (29 - 31 miles) per riding day
<b>Tour Level</b>	
<b>Keep in Mind</b>	We work hard to maintain consistency across all of our tours, but some trips have unique differences. Here are some things to keep in mind about this tour. We use charming and modern hotels but A/C or fans may not always be available since they haven't been needed traditionally. Read more on the use of air conditioning in Europe here. We use a number of bike paths on this trip which means that the support van is less readily available.

**Please Note:** We may have small itinerary changes to this trip after you download this PDF document. If you have booked this trip and there are major changes, including changes to towns or activities, we'll email you directly. However, you should always be sure to refer to the  [online itinerary](#) for the most up-to-date trip information including arrival and departure tips before you depart for your trip:

<https://www.experienceplus.com/guided-bike-tours/slovenia/bicycling-austria-and-slovenia-ljubljana>

## Bicycle Tours in Slovenia: Cycling the Lakes of Austria and Slovenia Plus! Ljubljana

### DATES & PRICES

Dates	Price	Single Supplement*
☞ Jun 3-13, 2023	☞ USD\$5095	☞ USD\$650
☞ Jun 24-Jul 4, 2023	☞ USD\$5095	☞ USD\$650
☞ Sep 2-12, 2023	☞ USD\$5095	☞ USD\$650

\*We are happy to match solo travelers who would like to share a room with someone of the same gender. If no match exists, due to hotel pricing, we will charge 50% of the single supplement rate. This fee will be collected at the time of the final payment. If a roommate assignment is available this fee will be refunded at the conclusion of the tour.

### DAILY RIDE SUMMARY

Day	Distance/Gain	Terrain	Day Level	Notes
1	Test ride			
2	38km / 432m (24mi / 1417ft)	Rolling hills	▶▶▶▶▶	
3	42km / 345m (26mi / 1132ft)	Gentle	▶▶▶▶▶	
4	37km / 436m (23mi / 1430ft)	Rolling hills	▶▶▶▶▶	Today's ride is an optional loop ride
5	55km / 764m (34mi / 2506ft)	Rolling hills	▶▶▶▶▶	
6	Rest day			
7	54km / 370m (34mi / 1214ft)	Gentle	▶▶▶▶▶	
8	12km / 208m (8mi / 682ft)	Rolling hills	▶▶▶▶▶	
9	52km / 727m (33mi / 2385ft)	Rolling hills	▶▶▶▶▶	
10	57km / 390m (36mi / 1279ft)	Gentle	▶▶▶▶▶	
11	Last day			

## Bicycle Tours in Slovenia: Cycling the Lakes of Austria and Slovenia Plus! Ljubljana

### ARRIVAL INFO

**Meeting time 2 p.m. - on Day 1, meet your fellow cyclists and Tour Leaders at the Day 1 Hotel specified on the itinerary.**

**Note:** As you are planning, remember that the hotels listed in our itineraries are our primary hotels and are - in rare cases - subject to change. Before you make arrangements, [check with us](#) if your tour departure is guaranteed. If your tour departure is out further than 6 months, please also check with us as there might be slight changes to the itinerary.

We recommend flying into Klagenfurt Airport (KLU). You can also fly into Ljubljana (LJU) or Munich (MUC).

#### Flying into Klagenfurt:

- Taxi from the airport to the Day 1 Hotel (20 min/EUR 20)

#### Flying into Ljubljana:

- Private transfer (1 hour/EUR 200)

or Public transportation:

1. Taxi from the Ljubljana Airport to Ljubljana Central Station (35 min/EUR 30-45)
2. Train From Ljubljana to Klagenfurt Hbf (3-4 hours/Fares vary)
3. Taxi From the Klagenfurt Central Station to the Day 1 Hotel (10 min/EUR 10)

#### Flying into Munich:

- Munich central station has direct train connections to Klagenfurt central station (5 hours/fares vary)

For more travel planning tips, including our packing lists, visit our [Travel Planning Pages](#).

### DEPARTURE INFO

**Your trip ends on the final day after a walking tour back at the hotel around 12 noon. If you'd like to join this tour, book your outbound flight for the next day.**

The below information will help you plan your departure. For more tips or other routes, you might like [Rome2Rio](#).

We recommend flying out of Ljubljana (LJU). You can also fly out of Klagenfurt Airport (KLU).

#### Flying out of Ljubljana:

- Taxi from the ending hotel to the Ljubljana Airport (35 min/EUR 40-45)

**Bicycle Tours in Slovenia: Cycling the Lakes of Austria and Slovenia Plus! Ljubljana****Meet in Klagenfurt on the shores of Lake Woerther**

**Highlights** Gateway to Lake Woerther; beautiful city center; welcome dinner

Meet us today in Klagenfurt on the shores of Lake Woerther. Arrive in Klagenfurt a bit early to enjoy the hometown to Gustav Mahler and Robert Musil. Klagenfurt boasts one of Austria's prettiest old towns and was thrice awarded the prestigious Europa Nostra Diploma for its arcaded Renaissance courtyards which today accommodate modern boutiques, trendy bars, and rustic beer gardens.

**DAY 1**

**Distance** 10 km (6 mi)

**Meals** Dinner

**Lodging**  Sandwirth Hotel

**Cycle to Lake Ossiach**

**Highlights** Lake Ossiach, Feldkirchen, idyllic countryside.

Our ride today takes us through beautiful countryside along small lakes before arriving in the larger town of Feldkirchen with its quaint square where you'll be tempted to stop for a coffee. Continue on then to Lake Ossiach, nestled between the Gerlitz Mountain and the Ossiacher Tauern mountain range. It is the third largest lake in this region and unique in that the lake's water temperatures reach up to 28C (82F) in summer. A perfect place for a swim after a day on the bike!

**DAY 2**

**Distance** 38 km (24 mi)

**Gain** 432 m (1417 ft)

**Terrain** Rolling hills

**Level** 

**Meals** Breakfast, Dinner

**Lodging**  Hotel Zur Post

**Lake Ossiach to Lake Faak**

**Highlights** Lake Ossiach, Villach, Drava River bike path, Lake Faak

We have a shorter ride today. Catching up with the Drava river path, we'll head to the center of Villach, a modern and flourishing city with an ancient history as a crossroads between Austria, Slovenia and Italy. After lunch, the crystal-clear waters of Lake Faak await us for an afternoon of relaxation or water sports after we catch a ferry to our hotel.

**DAY 3**

**Distance** 42 km (26 mi)

**Gain** 345 m (1132 ft)

**Terrain** Gentle

**Level** 

**Meals** Breakfast, Dinner

**Lodging**  Insel Hotel Faakersee


**Bicycle Tours in Slovenia: Cycling the Lakes of Austria and Slovenia Plus! Ljubljana**

**Loop from Faak Lake to Velden**

**Highlights** Drava river bike path, Velden Castle, Lake Woerter riviera

Today you'll lake-hop from Lake Faak to Lake Woerter, where you can try your luck in Velden, dubbed Austria's Monte Carlo, and gamble at the lakeside casino. We'll head back to Lake Faak and enjoy dinner together on our last evening in Austria.

**DAY 4**

**Distance** 37 km (23 mi)  
**Gain** 436 m (1430 ft)  
**Terrain** Rolling hills  
**Level**   
**Meals** Breakfast, Dinner  
**Lodging**  Insel Hotel Faakersee

**Bicycle across three borders in one day: Austria, Italy and**

**Slovenia**

**Highlights** Forest roads, mountain surroundings, Tarvisio, forest of Tarvisio

Enjoy the perfectly manicured landscape of southern Austria's Carinthia region before you cross the border into Italy, where a Rails to Trail bike path leads you to the border and market town of Tarvisio. We'll continue through the Tarvisio forest and cross the border into Slovenia on a dedicated bike path built on a former rail line. Your destination today is the peaceful alpine town of Kranjska Gora, crowned by the Julian Alps, where mountain culture comes with a Slavic flavor.

**DAY 5**


**Distance** 55 km (34 mi)  
**Gain** 764 m (2506 ft)  
**Terrain** Rolling hills  
**Level**   
**Meals** Breakfast  
**Lodging**  Best Western Hotel Kranjska Gora


**Relax in the Julian Alps**

**Highlights** Ski jumps, Italian lakes, stunning high mountain scenery, charming hamlets

Today is a rest day. And you can choose to hang out in Kranjska Gora or ask your Tour Leaders to recommend a hike, taking in the characteristic Slovenian hayracks, now preserved as part of the national heritage. If you want to get on the bike there is an optional ride that will take you back into Italy to the stunning alpine lake - Laghi di Fusine. On the way back the route takes you by one of the biggest ski jumps in the world near Planica, where the ski-flying world championships take place every year. You can simulate the ski jump attached to a zip line if you are feeling extra adventurous.

**DAY 6**

**Meals** Breakfast  
**Lodging**  Best Western Hotel Kranjska Gora





## Bicycle Tours in Slovenia: Cycling the Lakes of Austria and Slovenia Plus! Ljubljana

### Lake Bled

**Highlights** Tito's summer residence, Otok Island, Bled Castle, wine tasting

An easy ride takes us along the Sava Dolinka Valley to the old town of Radovljica, a peaceful, medieval haven. We'll continue to Lake Bled, Slovenia's leading mountain resort. Our hotel offers postcard views of the lake and handy access to the path around the lake. You can hike up to the castle, take a typical pletna boat to the island, or just go for a refreshing swim in the lake. Our sommelier will lead us through a delicious tasting of Slovenian wines before dinner tonight.

### DAY 7



**Distance** 54 km (34 mi)  
**Gain** 370 m (1214 ft)  
**Terrain** Gentle  
**Level**   
**Meals** Breakfast, Dinner  
**Lodging**  Bled Rose Hotel

### Loop ride to Vintgar Gorge

**Highlights** Walking the pristine Vintgar Gorge, Sum Waterfall, relaxing afternoon in Bled

After a short ride this morning, we'll hike the Vintgar Gorge together. It's an easy walk where you can connect with unspoiled nature and spectacular views. The mile-long gorge is a high point of the tour, and culminates with the Sum waterfall. We're back to Lake Bled in time for lunch and a free afternoon to visit the castle, explore Bled's island, or enjoy more riding. The hike is approximately 3 kms (1.8 miles) long.

### DAY 8



**Distance** 12 km (8 mi)  
**Gain** 208 m (682 ft)  
**Terrain** Rolling hills  
**Level**   
**Meals** Breakfast  
**Lodging**  Bled Rose Hotel


### Bicycle to Adergas

**Highlights** The metal working town of Kropa, the historical center of Kranj

We'll ride toward the town of Kranj today, stopping first to visit Kropa, a very important metal working town, and a hub of worker immigration and trade through the ages. After our visit of an old iron workshop we'll continue riding to the historic city of Kranj. We recommend visiting the city center, which is filled with monuments, galleries, and museums, including a network of tunnels built during WWII. The Kokra river has formed a 30 meter (over 100 feet) gorge which you can view from town. We'll end our ride today in the tiny village of Adergas, just outside Kranj.

### DAY 9

**Distance** 52 km (33 mi)  
**Gain** 727 m (2385 ft)  
**Terrain** Rolling hills  
**Level**   
**Meals** Breakfast, Dinner  
**Lodging**  Domacija Vodnik



**Bicycle Tours in Slovenia: Cycling the Lakes of Austria and Slovenia Plus! Ljubljana****Ride to Ljubljana, Slovenia's capital**

**Highlights** Kamnik Village, architectural gems, sidewalk cafés and boutiques

We leave Kranj to ride countryside roads till the ancient village of Kamnik. Enjoy Kamnik before our final ride takes us to Slovenia's dazzling capital, Ljubljana. Ljubljana is a charming city full of artists, museums, and galleries. With a population of 300,000, it is one of the smallest capital cities in Europe, making it easy to explore while strolling around its old town. Enjoy people watching from a riverside café before our final celebratory dinner together.

**DAY 10**

**Distance** 57 km (36 mi)

**Gain** 390 m (1279 ft)

**Terrain** Gentle

**Level** 

**Meals** Breakfast, Dinner

**Lodging**  [Hotel Heritage](#)

**Bicycle tour ends in Ljubljana**

**Highlights** Guided walk of Ljubljana

Our tour ends after a fascinating guided walk of Ljubljana. We highly recommend that you take a few days to enjoy all that the city has to offer. Whatever you decide have a wonderful journey.

**DAY 11**

**Meals** Breakfast

**INCLUDED****BEFORE YOU LEAVE**

- Tour planning tips on what to bring, what to leave home, and what you might like to read before your trip.
- Bicycle Tour Training program designed specifically for your tour rating by renowned cycling coach, Joe Friel.
- Assistance with flights, trains and booking extra nights at your starting and ending tour hotels.
- A complimentary gift of your choice

**ON YOUR BICYCLE TOUR**

- Superb tour leaders who are great fun and also bilingual, bicultural experts, and avid cyclists. They're experienced to help you navigate confidently on and off the road.
- Comfortable lodging in 3-4 star hotels located in or near the town square with easy access to your favorite café (bar, gelato, espresso) of the day, always with a private bath.
- All breakfasts & at least half of your dinners each featuring multi-courses, fresh, seasonal specialties and wine or beer. See specific tour information for details.
- On many tours we also have 1 or 2 lunches—see specific tour itineraries for details.
- Use of a high quality bike—a Titanium road bike, hybrid, or an aluminum tandem in Continental Europe. For tours in South America, Scotland and Ireland we have aluminum frames. All of our bikes are geared specifically to cruise the flats and help ease you over the mountain.
- Our bikes come with a computer so you can track your miles. They also have an expandable rear rack pack to carry your stuff, and a water bottle that's yours to keep.
- Full van support to carry luggage - and tired cyclists, too!

- Special events like wine tastings and cultural visits as described in the trip itinerary.
- All tips and gratuities at tour hotels and group meals.
- Unique routes, marked with our signature chalk dust arrows that ensure you won't get lost. They also give you the freedom to travel at your own pace.
- Daily mileage options—for those folks who just can't get enough cycling, we'll suggest optional routes off our marked course.
- Detailed route map, and arrows that will lead you to hidden wonders on your bicycle ride.
- All the fun (and more) that you expect from your vacation.

**WHAT'S NOT INCLUDED**

- Transportation to and from the bicycling tour including airfare, or train travel
- Helmets - we ask that you bring your own to ensure the best fit
- Meals not listed in the itinerary
- Tour Leader gratuity

**AFTER YOUR BICYCLE TOUR**

- Deeply discounted tours with our "Re-Cycle Program." Your fifth tour with us will be discounted by 50% of the average price of your previous four tours; your tenth tour will be discounted by 100% of the average price of your previous nine tours!



 **LEVEL RATINGS**

Our itinerary descriptions provide daily mileage to help you determine if a bicycle tour is suited to your physical capabilities and interest. You'll also find a note about the trip's terrain on the "Tour Facts" page of each tour. The purpose of this page is to offer a general explanation of our rating categories.

**BIKE TOURS 101**

Perfect for people looking for mostly flat terrain, or those newer to cycling. Also great for families traveling with younger children (8—14).

- **Average daily mileage:** 50—57km (30 to 35 miles). Be sure to check the day by day itinerary description for the tour you are considering for specific mileages.
- **Terrain:** 101 tours offer flat to gently rolling terrain. You'll find specific information on the "Tour Facts" page of each itinerary where you see the tour rating.

**BIKE TOURS 201**

For riders who prefer a combination of flat and rolling terrain with moderate climbs on one or two days. An excellent compromise for friends who have diverse riding abilities.

- **Average daily mileage:** 50—57km (30 to 35 miles). Be sure to check the day by day itinerary description for the tour you are considering for specific mileages.
- **Terrain:** 201 tours feature mostly flat and rolling terrain with moderate climbs on one or two days where you might gain up to 2,000 feet. Some 201 tours may have some longer mileage days of up to 85 kms (50 miles) over fairly flat terrain. While others may have days of 30 - 45 kms (18—25 miles) with steeper climbs. You'll find specific information on the "Tour Facts" page of each itinerary where you see the tour rating.

**BIKE TOURS 301**

For riders who enjoy some climbing every day. These tours are best suited to intermediate level recreational riders. Fit beginners will likely do well but may want to shuttle on days with steeper climbs.

- **Average daily mileage:** 50 to 75 km (35—45 miles). Be sure to check the day by day itinerary description for the tour you are considering for specific mileages.
- **Terrain:** For 301 tours expect cumulative daily climbs of 1,500—2,000 feet and several days of climbing in excess of 3,000 feet. You might encounter some longer mileage 80—90 km (50-60 miles) days with rolling terrain. You'll find specific information on the "Tour Facts" page of each itinerary where you see the tour rating.

**BIKE TOURS 401**

For cyclists who love to climb (and descend)! If you haven't trained or are an inexperienced rider you will find these trips very challenging and will very likely need to shuttle regularly.

- **Average daily mileage:** 50 to 75 km (35—45 miles). Be sure to check the day by day itinerary description for the tour you are considering for specific mileages.
- **Terrain:** 401 tours are challenging. Expect the possibility of longer mileage days of 80 - 120 kms (50 to 70 miles) with rolling terrain, or some sustained hills for considerable distances - think mountain passes, or steeper (+5%) climbs that come with regularity and could be as long as 10 km (6+ miles). You will have gains of 1000 meters (3000 feet) on a third of the days. You'll find specific information on the "Tour Facts" page of each itinerary where you see the tour rating.

**BIKE TOURS 501**

Our ExpeditionPlus! tours designed for strong riders looking for the challenge of riding across countries or continents. Long daily mileages means limited van support so we recommended these tours for riders who feel confident that they can ride every mile.

- **Average daily mileage:** 120 km (75 miles). Be sure to check the day by day itinerary description for the tour you are considering for specific mileages.
- **Terrain:** Expect and be prepared for any and everything.

**REMEMBER**

It is almost always possible to adapt the day's ride to how you are feeling either by taking advantage of the support van, or asking tour leaders for additional mileage.

**Need More Miles?** On just about every day of every tour it is possible to add miles to the day. Just talk to your tour leader about the options.

**Need Fewer Miles?** If you aren't sure about your abilities or how much you want to ride remember the support van is available to offer snacks, encouragement, a lift over the next hill, or to the next hotel. You are on vacation and we're here to help make it perfect for you.

**Chalk Dust Arrows.** Remember, no matter what level of tour you choose ExperiencePlus! uses chalk dust arrows to mark our routes so riders can take the day at their own pace! Whether you prefer to stop at every gelateria, take a hundred photos a day, or push to achieve a new personal best you'll be happy on our tours.

## WHAT TO EXPECT

### BICYCLES

Your bike comes with a pack for the rear rack, lock, cyclometer (bicycle computer), a spare tube and patch kit and pump. If you would like to bring your own pedals and shoes we recommend doing so—your tour leaders will install them during the bike fitting. We have flat pedals with or without cages and straps available. For safety and hygiene reasons you are responsible for bringing a helmet.

### Daily Routine (Procedures and Logistics)

#### DAYSHEETS

Each day you'll receive a daysheet with information on the day's activities, meals and ride. These also include Tour Leader phone numbers, hotel information and interesting historical and cultural information about sites that you may want to stop and see along the route. Your Tour Leaders will also post daily announcements in the hotel lobby with information about sightseeing in town or restaurant recommendations for dinners on your own as well as important information about breakfast, luggage down and "arrows down" time.

#### NAVIGATING ON TOUR

At breakfast each day we will make the "Master Route Map" available so you can highlight your map for the day's ride. Of course, we also mark the route every day with our signature chalk dust arrows. Our arrows make navigating very easy—you may never need to look at the map! The arrows also allow you to ride at your own pace. There is no need to "keep up" with the group—this is your ride!

But what if it rains? What happens to the arrows? In a light rain, the arrows actually "set up" and become more permanent. In a heavy rain, they do wash away. If that happens, we'll re-group to cycle together for those who want to continue cycling while those who prefer to stay dry can shuttle.

#### VAN SUPPORT

The van carries luggage and supports cyclists. It also has water, fruit and snacks. Though the van has snacks, we encourage you to stop and enjoy markets and find your own favorite local specialty.

#### HOTELS

We have carefully chosen all of our accommodations for their charm and location. They are typically small, family run hotels that offer you a glimpse into the local culture.

We prefer hotels near interesting sites in the center of town located along the best cycling route in the area. Because many of the hotels are small not all of the rooms will be

exactly the same. We keep this in mind and do our best to distribute rooms fairly by the end of the tour. Our itinerary lists our primary hotels. On rare occasions, listed hotels are subject to change.

#### MEALS AND RESTAURANTS

Breakfasts: we work hard to arrange complete breakfasts but some hotels still serve continental style breakfasts; cycling is energy intensive so we do recommend you plan for a morning or mid-morning snack on the road at a local café or market.

Water is OK in almost all hotels and in country fountains; if there is a problem, we will advise you.

We'll recommend lunch locations en route and most itineraries include a few group picnics. We limit the number of picnics so you don't feel pressured to be at a certain place in the middle of your ride.

Dinners together are often pre-planned and pre-ordered. We'll ask you if you have special dietary requirements. Pre-planned meals allow us to provide a variety of regional specialties and facilitate efficient service. Water, wine and beer are included.

#### TIPPING YOUR TOUR LEADER TEAM

If you feel your tour leader team has demonstrated great expertise and service, common practice within the travel industry is to tip. Tipping is voluntary and greatly appreciated, and gratuity amounts vary widely. Should you decide to leave a tip, as a guideline, we suggest 5% of the tour cost per traveler – this for the entire tour leader team, not each Tour Leader. If you'd like to show your gratitude for your Tour Leaders' excellent service you can give the tip to any member of the tour leader team, as they share it evenly. In order to avoid social tensions, we encourage you to tip as individuals and not as a group. If you feel your Tour Leaders did not quite meet your expectations, then we would like to know about it. You will also have the opportunity to leave your comments in our evaluation survey which we email to you after your trip.

#### PHOTOS

We'll be taking photos throughout the tour and we encourage you to do the same. Please note that we may use these for promotional purposes. Please inform us if you prefer images of you not be used. We realize that many of our travelers are great photographers and often people want to share photos after the trip. We'd love to see and share your photos from the tour with the world so if you don't mind the possibility of being famous (at least in the ExperiencePlus! world) send us a link to your tour photo gallery, or upload your favorite 20 - 30 pictures to your tour departure gallery - we'll send you the link to that online photo gallery in your final email!

## CHECKLIST

### TO DO TODAY!

Read through your Reservation Confirmation Email, it has important information to help you plan your trip!

- Check the date on your passport. The expiration date should extend three months past your date of return to your home country
- Complete the Customer Information Form online at [www.experienceplus.com/travelinfo/tourcif](http://www.experienceplus.com/travelinfo/tourcif)
- Apply for trip cancellation/interruption insurance within 21 days of booking your tour. Find details at <http://www.experienceplus.com/assets/files/packingbicycle.pdf>
- Download the bicycle training program found on the Training Program Blog Page at [www.experienceplus.com/training](http://www.experienceplus.com/training)

### 3—6 MONTHS PRIOR TO DEPARTURE

- Reserve your flights after you know you have a confirmed tour departure. Please check with our office if you do not know if your trip is confirmed. As you make your plans refer to the Getting To and Away sent to you in your booking confirmation email it provides meeting times and the starting and ending hotels and shuttle information when applicable.
- Book your pre and post-tour hotel nights. Please refer to the Getting To and Away sheet you received in your Reservation Confirmation Email.
- 12 weeks before your tour begin your training program [www.experienceplus.com/training](http://www.experienceplus.com/training).
- Final payment is due 90 days prior to the tour start. Please refer to your Deposit Payment Invoice and the Final Payment Reminder e-mail you have received for detailed instructions.

### 6 WEEKS—2 WEEKS PRIOR TO DEPARTURE

- Start reading one of the books or watching one of the movies from our Suggested Reading and Movie List which you'll find on the country page linked from the [www.experienceplus.com/travelinfo](http://www.experienceplus.com/travelinfo) page.
- Plan what you are going to pack and start packing! Refer to the Packing List on our website at [www.experienceplus.com/assets/files/packingbicycle.pdf](http://www.experienceplus.com/assets/files/packingbicycle.pdf).
- We'll email your Hotel Itinerary information 30 days prior to departure.

### DAY OF YOUR FLIGHT

Get as much sleep on the plane as you can. Pack your Getting To and Away information and one day of cycling gear in your carry-on. See you soon!