

## Bicycle Tours in Germany: **Bicycling Secret Bavaria**

### OVERVIEW

We'll bicycle along Germany's famous Romantic Road which stretches from central Germany to the Austrian Alps. This route provides a link back in time, extending from the Roman occupation of Transalpine Gaul into the medieval & Renaissance periods. Today some of the best-preserved towns and villages from the 15th through the 18th century are strung out like pearls throughout Bavaria. You'll bicycle through the fairy tale landscape of the brothers Grimm and gain a better understanding of this historic part of central Europe.

\*\*\*If this sounds great, but you prefer a longer tour, join us on our 11-day [Bicycling Secret Bavaria Plus! the Austrian Alps](#) tour.\*\*\*

### HIGHLIGHTS

Bad Mergentheim, Augsburg, Würzburg, Rothenburg on the Tauber, Dinkelsbühl, Landsberg

### TOUR FACTS

<b>Tour Style</b>	📄 Classic: Learn more about our Classic tours at <a href="https://www.experienceplus.com/tours/bike-tour-styles/classic-tours">https://www.experienceplus.com/tours/bike-tour-styles/classic-tours</a>
<b>Includes</b>	8 days, 7 nights' accommodation; meals as noted in itinerary; wine and beer tasting; and the usual (see below).
<b>Countries</b>	Germany
<b>Begin/End</b>	Würzburg / Augsburg
<b>Arrive/Depart</b>	Frankfurt am Main Airport (FRA) / Munich Airport (MUC)
<b>Total Distance</b>	359 km (222 miles)
<b>Avg. Daily Distance</b>	58 km (36 miles) per riding day
<b>Tour Level</b>	➤➤➤➤ Rolling hills; some are steep but not long. Small roads or excellent bike paths with very little traffic.
<b>Keep in Mind</b>	We work hard to maintain consistency across all of our tours, but some trips have unique differences. Here are some things to keep in mind about this tour. Some small sections of dirt paths but easily rideable on any style of bike. We use charming and modern hotels but A/C or fans may not always be available since they haven't been needed traditionally. Separated twin beds are rare in many places; instead there will be two mattresses together that sit on the same base.

**Please Note:** We may have small itinerary changes to this trip after you download this PDF document. If you have booked this trip and there are major changes, including changes to towns or activities, we'll email you directly. However, you should always be sure to refer to the 📄 [online itinerary](#) for the most up-to-date trip information including arrival and departure tips before you depart for your trip:

<https://www.experienceplus.com/guided-bike-tours/germany/bavarias-back-roads>

## Bicycle Tours in Germany: **Bicycling Secret Bavaria**

### DATES & PRICES

Dates	Price	Single Supplement*
📅 Aug 28-Sep 4, 2022	📄 USD\$3995	📄 USD\$550
📅 Sep 11-18, 2022	📄 USD\$3995	📄 USD\$550
📅 Jul 30-Aug 6, 2023	📄 USD\$3995	📄 USD\$550
📅 Aug 27-Sep 3, 2023	📄 USD\$3995	📄 USD\$550

\*We are happy to match solo travelers who would like to share a room with someone of the same gender. If no match exists, due to hotel pricing, we will charge 50% of the single supplement rate. This fee will be collected at the time of the final payment. If a roommate assignment is available this fee will be refunded at the conclusion of the tour.

### DAILY RIDE SUMMARY

Day	Distance/Gain	Terrain	Day Level	Notes
1	Test ride			
2	58km / 499m (36mi / 1637ft)	Rolling hills	▶▶▶▶▶	
3	50km / 557m (31mi / 1827ft)	Gentle	▶▶▶▶▶	
4	68km / 733m (43mi / 2404ft)	Rolling hills	▶▶▶▶▶	
5	45km / 433m (28mi / 1420ft)	Rolling hills	▶▶▶▶▶	
6	73km / 552m (46mi / 1811ft)	Gentle	▶▶▶▶▶	
7	67km / 443m (42mi / 1453ft)	Gentle	▶▶▶▶▶	
8	Last day			

## Bicycle Tours in Germany: **Bicycling Secret Bavaria**

### ARRIVAL INFO

**Meeting time 2:30 p.m. - on Day 1, meet your fellow cyclists and Tour Leaders at the Day 1 Hotel specified on the itinerary.**

**Note:**

As you are planning, remember that the hotels listed in our itineraries are our primary hotels and are - in rare cases - subject to change. Before you make arrangements, [check with us](#) if your tour departure is guaranteed. If your tour departure is out further than 6 months, please also check with us as there might be slight changes to the itinerary.

The below information will help you plan your arrival. For more tips or other routes, you might like [Rome2Rio](#). The fare and timing information listed below is approximate.

We recommend flying into the Frankfurt Airport (FRA).

#### **Arrive at Frankfurt Airport and proceed to Day 1 Hotel**

1. Train from Flughafen Terminal 1, Frankfurt am Main to Würzburg Hbf (1.5 hours/fares vary)
2. Taxi from the Würzburg train station to the Day 1 Hotel (6 min/EUR 10),  
or tram lines 1, 3 or 5 to "Neubaustrasse" (10 min/EUR 2.60) ([see map](#))

Look up German train schedules at [Bahn.de](#) or [Trainline.eu](#). Questions? See our information on taking trains in Europe [here](#) or [ask us](#).

### DEPARTURE INFO

**The tour ends on the final day after breakfast.**

The below information will help you plan your departure. For more tips or other routes, you might like [Rome2Rio](#).

We recommend flying out of the Munich International Airport (MUC)

#### **From the tour end to the Munich Airport**

1. Taxi from the Ending Hotel to the Augsburg train Station (7 min/EUR 10)
2. From Augsburg Augsburg Hbf to München Flughafen Terminal. 1 change at Munich central station to the commuter train S1 or S8, no pre-booking needed (1 hour 40 min/Fares vary)

Or direct door to door transfer with [Bavaria Transfer](#) (fares vary by selected service)

## Bicycle Tours in Germany: **Bicycling Secret Bavaria**

### Arrive in Würzburg

**Highlights** Bicycle fitting, Test ride, Würzburg baroque architecture

We gather today in Würzburg, a historic medieval center (dating back as early as the 7th century) that sits on the banks of the Main River. Come a day early to explore the exquisite Baroque palace, churches and gardens dating to the 18th century. After fitting bikes this afternoon we'll gather for introductions and dinner together.

### DAY 1: Sun, Aug 27th

**Meals** Dinner

**Lodging**  Hotel Walfisch

### Bicycle from Würzburg to Bad Mergentheim

**Highlights** Hill rides and castles

Our ride today takes us through the hills of central Germany to the medieval town of Mergentheim. In the early 20th century the name was changed to Bad Mergentheim in honor of the discovery, a century before, of natural mineral springs in the area. Today the village is dominated by the castle complex on the edge of the historic town. Take time this afternoon to explore this wonderfully preserved medieval town. Our hotel tonight has one of the best restaurants in the city so be sure to save your appetite for dinner.

### DAY 2: Mon, Aug 28th

**Distance** 58 km (36 mi)

**Gain** 499 m (1637 ft)

**Terrain** Rolling hills

**Level** 

**Meals** Breakfast, Dinner

**Lodging**  Hotel Bundschu

### Ride from Bad Mergentheim to Rothenburg ob der Tauber

**Highlights** Rothenburg, wine tasting

Today we continue through the rolling hills of central Germany to the medieval village of Rothenburg. Perched high above the meanders of the Tauber River, Rothenburg looks perfectly preserved but the town center surrounded by its 14th and 15th century walls was rebuilt after WWII. This afternoon we will visit a special cellar with a beautiful collection of rare varietals. After which we'll continue our wine education and meet one of the last vintners in Rothenburg, who just so happens to own our hotel.

### DAY 3: Tue, Aug 29th

**Distance** 50 km (31 mi)

**Gain** 557 m (1827 ft)

**Terrain** Gentle

**Level** 

**Meals** Breakfast, Dinner

**Lodging**  Hotel Glocke



## Bicycle Tours in Germany: **Bicycling Secret Bavaria**

### Rest Day or Optional loop ride

**Highlights** Rothenburg's market and architecture

Take your time to enjoy this fabulous medieval city and the views it offers of the Tauber valley. For those who want some cycling we have a relaxing ride towards Bad Windsheim, another opportunity to explore Bavaria's picturesque countryside. We'll suggest a fascinating open-air museum which will transport you to the last 700 years of Franconian life. After the ride, there is still plenty of time to enjoy the market center and the streets lined with Gothic and half-timber houses, and take a tour on the walls of the city, or explore them on your own.

### DAY 4: Wed, Aug 30th

**Distance** 68 km (43 mi)  
**Gain** 733 m (2404 ft)  
**Terrain** Rolling hills  
**Level**   
**Meals** Breakfast  
**Lodging**  Hotel Glocke

### Pedal from Rothenburg to Dinkelsbühl

**Highlights** Medieval towns of Feuchtwangen and Dinkelsbühl

We ride over undulating farmlands from one fairy tale village to another today. In contrast to Rothenburg on the Tauber, Dinkelsbühl is indeed nearly perfectly preserved from the middle ages. As early as the 11th century, the town was a major center at the intersection of two medieval trade routes. Tonight is another opportunity to enjoy the rewards of a good handcrafted German kitchen at our top rated hotel restaurant.

### DAY 5: Thu, Aug 31st

**Distance** 45 km (28 mi)  
**Gain** 433 m (1420 ft)  
**Terrain** Rolling hills  
**Level**   
**Meals** Breakfast, Dinner  
**Lodging**  Hotel Deutsches Haus


### Bicycle from Dinkelsbühl to Donauwörth

**Highlights** Ries Basin meteor impact crater, medieval town of Donauwörth, Danube River

The landscape changes today as we pedal across the 12-17 mile wide, nearly circular Ries Basin. Unlike most of the areas we bike, which are a mixture of forests and farmlands, the geology of this area doesn't allow rich forest lands. We are back in the "typical" landscape of Bavaria as we approach historic Donauwörth on the banks of the Danube, western Europe's longest river.

### DAY 6: Fri, Sep 1st

**Distance** 73 km (46 mi)  
**Gain** 552 m (1811 ft)  
**Terrain** Gentle  
**Level**   
**Meals** Breakfast  
**Lodging**  Hotel zur Promenade



## Bicycle Tours in Germany: **Bicycling Secret Bavaria**

### Ride from Donauwörth to Augsburg

**Highlights** Lech River, the Cassian Way, Augsburg, brewery visit

Our ride today takes us up the Lech River valley to Augsburg, which was founded by the Roman emperor Augustus in 15 BC. As you might expect, there is plenty to see here this afternoon. We will visit the award-winning Riegele Brauerei brewery and taste some of their modern beers before a traditional Bavarian dinner.

### DAY 7: Sat, Sep 2nd

**Distance** 67 km (42 mi)

**Gain** 443 m (1453 ft)

**Terrain** Gentle

**Level** 

**Meals** Breakfast, Dinner

**Lodging**  Hotel Dom

### Tour ends today

**Highlights** Landsberg, the "Bavarian Gate"

Your tour ends this morning after breakfast. Munich is less than an hour away by train and Frankfurt is just over 3 hours away. Gute Reise!

### DAY 8: Sun, Sep 3rd

**Meals** Breakfast

**INCLUDED****BEFORE YOU LEAVE**

- Tour planning tips on what to bring, what to leave home, and what you might like to read before your trip.
- Bicycle Tour Training program designed specifically for your tour rating by renowned cycling coach, Joe Friel.
- Assistance with flights, trains and booking extra nights at your starting and ending tour hotels.
- A complimentary gift of your choice

**ON YOUR BICYCLE TOUR**

- Superb tour leaders who are great fun and also bilingual, bicultural experts, and avid cyclists. They're experienced to help you navigate confidently on and off the road.
- Comfortable lodging in 3-4 star hotels located in or near the town square with easy access to your favorite café (bar, gelato, espresso) of the day, always with a private bath.
- All breakfasts & at least half of your dinners each featuring multi-courses, fresh, seasonal specialties and wine or beer. See specific tour information for details.
- On many tours we also have 1 or 2 lunches—see specific tour itineraries for details.
- Use of a high quality bike—a Titanium road bike, hybrid, or an aluminum tandem in Continental Europe. For tours in South America, Scotland and Ireland we have aluminum frames. All of our bikes are geared specifically to cruise the flats and help ease you over the mountain.
- Our bikes come with a computer so you can track your miles. They also have an expandable rear rack pack to carry your stuff, and a water bottle that's yours to keep.
- Full van support to carry luggage - and tired cyclists, too!

- Special events like wine tastings and cultural visits as described in the trip itinerary.
- All tips and gratuities at tour hotels and group meals.
- Unique routes, marked with our signature chalk dust arrows that ensure you won't get lost. They also give you the freedom to travel at your own pace.
- Daily mileage options—for those folks who just can't get enough cycling, we'll suggest optional routes off our marked course.
- Detailed route map, and arrows that will lead you to hidden wonders on your bicycle ride.
- All the fun (and more) that you expect from your vacation.

**WHAT'S NOT INCLUDED**

- Transportation to and from the bicycling tour including airfare, or train travel
- Helmets - we ask that you bring your own to ensure the best fit
- Meals not listed in the itinerary
- Tour Leader gratuity

**AFTER YOUR BICYCLE TOUR**

- Deeply discounted tours with our "Re-Cycle Program." Your fifth tour with us will be discounted by 50% of the average price of your previous four tours; your tenth tour will be discounted by 100% of the average price of your previous nine tours!

 **LEVEL RATINGS**

Our itinerary descriptions provide daily mileage to help you determine if a bicycle tour is suited to your physical capabilities and interest. You'll also find a note about the trip's terrain on the "Tour Facts" page of each tour. The purpose of this page is to offer a general explanation of our rating categories.

**BIKE TOURS 101**

Perfect for people looking for mostly flat terrain, or those newer to cycling. Also great for families traveling with younger children (8—14).

- **Average daily mileage:** 50—57km (30 to 35 miles). Be sure to check the day by day itinerary description for the tour you are considering for specific mileages.
- **Terrain:** 101 tours offer flat to gently rolling terrain. You'll find specific information on the "Tour Facts" page of each itinerary where you see the tour rating.

**BIKE TOURS 201**

For riders who prefer a combination of flat and rolling terrain with moderate climbs on one or two days. An excellent compromise for friends who have diverse riding abilities.

- **Average daily mileage:** 50—57km (30 to 35 miles). Be sure to check the day by day itinerary description for the tour you are considering for specific mileages.
- **Terrain:** 201 tours feature mostly flat and rolling terrain with moderate climbs on one or two days where you might gain up to 2,000 feet. Some 201 tours may have some longer mileage days of up to 85 kms (50 miles) over fairly flat terrain. While others may have days of 30 - 45 kms (18—25 miles) with steeper climbs. You'll find specific information on the "Tour Facts" page of each itinerary where you see the tour rating.

**BIKE TOURS 301**

For riders who enjoy some climbing every day. These tours are best suited to intermediate level recreational riders. Fit beginners will likely do well but may want to shuttle on days with steeper climbs.

- **Average daily mileage:** 50 to 75 km (35—45 miles). Be sure to check the day by day itinerary description for the tour you are considering for specific mileages.
- **Terrain:** For 301 tours expect cumulative daily climbs of 1,500—2,000 feet and several days of climbing in excess of 3,000 feet. You might encounter some longer mileage 80—90 km (50-60 miles) days with rolling terrain. You'll find specific information on the "Tour Facts" page of each itinerary where you see the tour rating.

**BIKE TOURS 401**

For cyclists who love to climb (and descend)! If you haven't trained or are an inexperienced rider you will find these trips very challenging and will very likely need to shuttle regularly.

- **Average daily mileage:** 50 to 75 km (35—45 miles). Be sure to check the day by day itinerary description for the tour you are considering for specific mileages.
- **Terrain:** 401 tours are challenging. Expect the possibility of longer mileage days of 80 - 120 kms (50 to 70 miles) with rolling terrain, or some sustained hills for considerable distances - think mountain passes, or steeper (+5%) climbs that come with regularity and could be as long as 10 km (6+ miles). You will have gains of 1000 meters (3000 feet) on a third of the days. You'll find specific information on the "Tour Facts" page of each itinerary where you see the tour rating.

**BIKE TOURS 501**

Our ExpeditionPlus! tours designed for strong riders looking for the challenge of riding across countries or continents. Long daily mileages means limited van support so we recommended these tours for riders who feel confident that they can ride every mile.

- **Average daily mileage:** 120 km (75 miles). Be sure to check the day by day itinerary description for the tour you are considering for specific mileages.
- **Terrain:** Expect and be prepared for any and everything.

**REMEMBER**

It is almost always possible to adapt the day's ride to how you are feeling either by taking advantage of the support van, or asking tour leaders for additional mileage.

**Need More Miles?** On just about every day of every tour it is possible to add miles to the day. Just talk to your tour leader about the options.

**Need Fewer Miles?** If you aren't sure about your abilities or how much you want to ride remember the support van is available to offer snacks, encouragement, a lift over the next hill, or to the next hotel. You are on vacation and we're here to help make it perfect for you.

**Chalk Dust Arrows.** Remember, no matter what level of tour you choose ExperiencePlus! uses chalk dust arrows to mark our routes so riders can take the day at their own pace! Whether you prefer to stop at every gelateria, take a hundred photos a day, or push to achieve a new personal best you'll be happy on our tours.



**WHAT TO EXPECT****BICYCLES**

Your bike comes with a pack for the rear rack, lock, cyclometer (bicycle computer), a spare tube and patch kit and pump. If you would like to bring your own pedals and shoes we recommend doing so—your tour leaders will install them during the bike fitting. We have flat pedals with or without cages and straps available. For safety and hygiene reasons you are responsible for bringing a helmet.

**Daily Routine (Procedures and Logistics)****DAYSHEETS**

Each day you'll receive a daysheet with information on the day's activities, meals and ride. These also include Tour Leader phone numbers, hotel information and interesting historical and cultural information about sites that you may want to stop and see along the route. Your Tour Leaders will also post daily announcements in the hotel lobby with information about sightseeing in town or restaurant recommendations for dinners on your own as well as important information about breakfast, luggage down and "arrows down" time.

**NAVIGATING ON TOUR**

At breakfast each day we will make the "Master Route Map" available so you can highlight your map for the day's ride. Of course, we also mark the route every day with our signature chalk dust arrows. Our arrows make navigating very easy—you may never need to look at the map! The arrows also allow you to ride at your own pace. There is no need to "keep up" with the group—this is your ride!

But what if it rains? What happens to the arrows? In a light rain, the arrows actually "set up" and become more permanent. In a heavy rain, they do wash away. If that happens, we'll re-group to cycle together for those who want to continue cycling while those who prefer to stay dry can shuttle.

**VAN SUPPORT**

The van carries luggage and supports cyclists. It also has water, fruit and snacks. Though the van has snacks, we encourage you to stop and enjoy markets and find your own favorite local specialty.

**HOTELS**

We have carefully chosen all of our accommodations for their charm and location. They are typically small, family run hotels that offer you a glimpse into the local culture.

We prefer hotels near interesting sites in the center of town located along the best cycling route in the area. Because many of the hotels are small not all of the rooms will be

exactly the same. We keep this in mind and do our best to distribute rooms fairly by the end of the tour. Our itinerary lists our primary hotels. On rare occasions, listed hotels are subject to change.

**MEALS AND RESTAURANTS**

Breakfasts: we work hard to arrange complete breakfasts but some hotels still serve continental style breakfasts; cycling is energy intensive so we do recommend you plan for a morning or mid-morning snack on the road at a local café or market.

Water is OK in almost all hotels and in country fountains; if there is a problem, we will advise you.

We'll recommend lunch locations en route and most itineraries include a few group picnics. We limit the number of picnics so you don't feel pressured to be at a certain place in the middle of your ride.

Dinners together are often pre-planned and pre-ordered. We'll ask you if you have special dietary requirements. Pre-planned meals allow us to provide a variety of regional specialties and facilitate efficient service. Water, wine and beer are included.

**TIPPING YOUR TOUR LEADER TEAM**

If you feel your tour leader team has demonstrated great expertise and service, common practice within the travel industry is to tip. Tipping is voluntary and greatly appreciated, and gratuity amounts vary widely. Should you decide to leave a tip, as a guideline, we suggest 5% of the tour cost per traveler – this for the entire tour leader team, not each Tour Leader. If you'd like to show your gratitude for your Tour Leaders' excellent service you can give the tip to any member of the tour leader team, as they share it evenly. In order to avoid social tensions, we encourage you to tip as individuals and not as a group. If you feel your Tour Leaders did not quite meet your expectations, then we would like to know about it. You will also have the opportunity to leave your comments in our evaluation survey which we email to you after your trip.

**PHOTOS**

We'll be taking photos throughout the tour and we encourage you to do the same. Please note that we may use these for promotional purposes. Please inform us if you prefer images of you not be used. We realize that many of our travelers are great photographers and often people want to share photos after the trip. We'd love to see and share your photos from the tour with the world so if you don't mind the possibility of being famous (at least in the ExperiencePlus! world) send us a link to your tour photo gallery, or upload your favorite 20 - 30 pictures to your tour departure gallery - we'll send you the link to that online photo gallery in your final email!

## CHECKLIST

### TO DO TODAY!

Read through your Reservation Confirmation Email, it has important information to help you plan your trip!

- Check the date on your passport. The expiration date should extend three months past your date of return to your home country
- Complete the Customer Information Form online at [www.experienceplus.com/travelinfo/tourcif](http://www.experienceplus.com/travelinfo/tourcif)
- Apply for trip cancellation/interruption insurance within 21 days of booking your tour. Find details at <http://www.experienceplus.com/assets/files/packingbicycle.pdf>
- Download the bicycle training program found on the Training Program Blog Page at [www.experienceplus.com/training](http://www.experienceplus.com/training)

### 3—6 MONTHS PRIOR TO DEPARTURE

- Reserve your flights after you know you have a confirmed tour departure. Please check with our office if you do not know if your trip is confirmed. As you make your plans refer to the Getting To and Away sent to you in your booking confirmation email it provides meeting times and the starting and ending hotels and shuttle information when applicable.
- Book your pre and post-tour hotel nights. Please refer to the Getting To and Away sheet you received in your Reservation Confirmation Email.
- 12 weeks before your tour begin your training program [www.experienceplus.com/training](http://www.experienceplus.com/training).
- Final payment is due 90 days prior to the tour start. Please refer to your Deposit Payment Invoice and the Final Payment Reminder e-mail you have received for detailed instructions.

### 6 WEEKS—2 WEEKS PRIOR TO DEPARTURE

- Start reading one of the books or watching one of the movies from our Suggested Reading and Movie List which you'll find on the country page linked from the [www.experienceplus.com/travelinfo](http://www.experienceplus.com/travelinfo) page.
- Plan what you are going to pack and start packing! Refer to the Packing List on our website at [www.experienceplus.com/assets/files/packingbicycle.pdf](http://www.experienceplus.com/assets/files/packingbicycle.pdf).
- We'll email your Hotel Itinerary information 30 days prior to departure.

### DAY OF YOUR FLIGHT

Get as much sleep on the plane as you can. Pack your Getting To and Away information and one day of cycling gear in your carry-on. See you soon!